



STD 2  
ENGLISH


UNIT 3  
MOTHER TREE



## UNIT TEST

### Activity 1

Draw a picture of a tree and colour it.



### Activity 2

Write the missing letters and find the names of the trees..




N \_ \_ M



M \_ \_ G \_



B \_ \_ Y \_ \_



T \_ M \_ \_ I \_ D



C \_ \_ O \_ \_ \_

### Activity 3



Arrange the following sentences in proper order as they seen in the story by writing serial numbers 1 to 5 in the blanks.

The flames climbed up and up.

Neem tree, I am going to fetch  
Some fruits, Please take  
care of my children.

1

Raindrops fell on the  
leaves of the neem tree

Mighty wind, please help me  
save the little birds from the fire.

The wind is coming back with  
dark clouds

### Activity 4

Add more lines to the poem using the words from the box.

Fruits are healthy.  
Fruits are tasty  
Banana is a fruit  
Yellow yellow fruit

---

---

---


---

**Apple**  
**Orange**  
**Grapes**  
**Red**  
**Violet**  
**Orange**



## Activity 4

Draw your favourite fruit and write a few sentences about it.



I like .....

.....

.....

.....

.....

.....

.....

## Activity 5

Fill in the blanks using the words from the box.

**Taller and taller, beautiful, nodded, screaming, pouring**

1. The neem tree \_\_\_\_\_ its branches.

2. \_\_\_\_\_ birds and butterflies.

3. Eagles are \_\_\_\_\_ and moving around in the sky.

4. The flames grew \_\_\_\_\_.

5. Rain started \_\_\_\_\_ down from the dark clouds.