




STD 2
6 OCT 2021

ENGLISH
THE MOTHER TREE



Activity 1

Add more lines to the song



It's magic It's magic
What do you want from me ?
Oh oh oh oh oh oh
An ice cream ? An orange ?
An apple ? An umbrella ?
It's magic It's magic
What do you want from me ?
Oh oh oh oh oh oh


.....

.....



Activity 2

Draw and colour the picture in your **MY ENGLISH WORLD** note book



Activity 3

Sing the song and send the audio to your teacher...



Tree tree tree.
There is a tree.
There is a tree with a nest.
Nest nest nest.
There is a nest.
There is a nest with some birds.
Birds birds birds.
There are some birds.
They are talking to the tree.

Activity 4

Complete the conversation between the neem tree and birds.

Neem tree : Why are you crying?

Birds :

Neem tree :


Birds :





Activity 1

Read the story



'Good morning little birds!'
The neem tree greeted the sparrows.
'What a wonderful morning! Look out.'
The neem tree shook its branches.
'Kee... kee... kee....' The birds peeped out of their nest.
The sun's bright rays touched the green leaves.

‘Good morning.....birds!’

The.....tree.....the sparrows.

‘What amorning! Look out.’

Thetreeits branches.

‘Kee....kee.....kee....’

The birdsout of their nest.

The sun’srays.....the green leaves.

Write the given words in the correct columns.

TREE	BIRD
Root	leg



Activity 4

Add more lines

Kee kee kee

I am a little bird

Give me shelter **mango tree**

No no no go far away



Kee kee kee

I am a little bird

Give me shelter **jackfruit tree**

No no no go far away

Kee kee kee

I am a little bird

Give me shelter **coconut tree**

No no no go far away



.....

.....

.....neem tree

.....

.....



Activity 1

Read the story..



'I am hungry.'

'Me too... me too....'

The little sparrows cried together.

'I am going to fetch some fruits,' Mother sparrow said.

'Neem tree...! Neem tree...!'

My children are alone. I may be late.

Please take care of my children,' she requested.

'Oh sure, I'll take care of them.'

The neem tree nodded its branches.

Activity 2



Complete this conversation in your **MY ENGLISH WORLD** note book.



Little sparrows

I am.....
.....

.....
.....some fruits.



Mother sparrow

Neem tree...neem tree..
.....
.....
.....



Mother sparrow

Oh sure,.....
.....



Neem tree



Activity 3

Let's find out the given words from the passage.

{together, fetch, requested, nodded, branches, sparrows, hungry }

'I am hungry.'

'Me too... me too....'

The little sparrows cried **together**.

'I am going to fetch some fruits,' Mother sparrow said.

'Neem tree...! Neem tree...!'

My children are alone. I may be late.

Please take care of my children,' she requested.

'Oh sure, I'll take care of them.'

The neem tree nodded its branches.

Activity 4

Add more lines..

Mummymummy

We are hungry

Can you give us anything to eat?

Oh my naughty sweet birds'

I will give you anything to eat.



Mummymummy

We are hungry

Can you give us **an apple** to eat?

Oh my naughty sweet birds

I will give you anything to eat.



Mummy.... mummy
We are hungry
Can you give us **an orange** to eat?
Oh my naughty sweet birds
I will give you anything to eat.



Mummy.... mummy
We are hungry
Can you give us some **grapes** to eat?
Oh my naughty sweet birds
I will give you anything to eat.

Mummy.... mummy
We are hungry
Can you give us
Oh my naughty sweet birds
I will give you anything to eat.



Mummy.... mummy
We are hungry
Can you give us
Oh my naughty sweet birds
I will give you anything to eat.

.....
.....
.....
.....





ACTIVITY 1

Read the text book.




'What a nice valley!
Ripe fruits! Red and yellow.
Many trees, tall and short!
Beautiful birds and butterflies!
Ah! Red cherries!'
Mother sparrow flew towards the cherry tree.

ACTIVITY 2

What do you see in the picture ? Write the name below.



POND








RIVER








ACTIVITY 3

Draw the picture of a valley..





ACTIVITY 4

Magic square..

The names of the fruits are hidden in the magic square. Find them out.
Draw their picture and colour them.

P	C	O	A	E	D
L	G	R	A	P	E
U	B	A	N	A	R
M	A	N	G	O	K
D	P	G	O	B	D
C	H	E	R	R	Y



GRAPES









ACTIVITY 5

Write about your favourite fruit..



I like orange.

It is orange in colour.

It is round in shape.

It is sweet and sour.



I like cherry

.....

.....

.....

.....



.....

.....

.....

.....

ACTIVITY 6

Add more lines...



Boom...boom...boom.....Boogi Woogi

Boom...boom...boom.....Boogi Woogi

Have some **mangoes**Boogi Woogi



Boom...boom...boom.....Boogi Woogi

Boom...boom...boom.....Boogi Woogi

Have some **oranges**Boogi Woogi



Boom...boom...boom.....Boogi Woogi

Boom...boom...boom.....Boogi Woogi




.....

.....

.....

.....





Activity 1

Read the text book.



Mother sparrow sat on a branch.
It was full of red, ripe cherries.
'Yum...Yum....' She swallowed a red cherry.
'Yum...Yum... How sweet it is!' The parrot said.
'Let me take some cherries for my children.' Mother sparrow
plucked a bunch of cherries.



Activity 2

Find out the given words from the passage and underline.

Swallowed, Cherry, Branch, Sweet, Plucked, Bunch,

Mother sparrow sat on a branch.

It was full of red, ripe cherries.

'Yum...Yum....' She swallowed a red cherry.

'Yum...Yum... How sweet it is!' The parrot said.

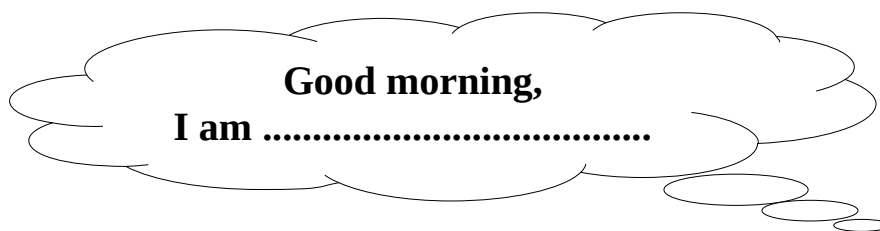
'Let me take some cherries for my children.' Mother sparrow plucked a bunch of cherries.

Activity 3

Complete the conversation between mother sparrow and parrot.



Yum....Yum...how sweet it is!
Good morning,
I am



Good morning,
I am



Where are?



I am from the.....



Why are?



.....are hungry.



**Don't worry,
.....
They will be happy**



**Okey dear,let me take
.....
for my children.**





Activity 4

Match the cards.

**The cherries are in
red colour.**

**Yum...Yum...
She swallowed the
cherry.**

**Mother sparrow
took some
Cherries for its
children.**

**Full of red ripe
cherries.**

The taste of cherries.

**Let me take some
cherries for
my children.**

**The mother sparrow
ate the cherries.**

How sweet it is !

ACTIVITY 1

Look at the picture and read the text book page 52.




Let us write

1. Where is the smoke coming from?
The cloud smoke is coming from
2. Who looked around?
..... looked around.
3. What did the parrots do?
The parrots are in fear.
4. What did the animals do?
The animals are here and there.
5. Who are screaming and moving around in the sky?
..... are screaming and moving around the sky.

Eagles, running, flying away, Mother sparrow, jungle

ACTIVITY 2



I looked down. Smoke! It is growing bigger and bigger.
Fire! The flames are rising higher and higher. They are eating up the trees and the grass. The animals and birds are crying. Their cries are becoming louder and louder.

What are the animals and birds doing?

- 1 . The rabbit is
2. Birds are
3. The elephants are
4. The snake is
5. The monkeys are

Flying, walking, crawling, jumping, hopping



STD 2
ENGLISH



ACTIVITY 3

Complete and enjoy the poem...

The Parrots are flying.
Flying flying flying.

The rabbits are hopping
Hopping hopping hopping

The elephants are walking
.....

The snake is
.....

The monkeys
.....

ACTIVITY 4

Write the below words in your note book....

Looked around
Fear
Screaming
Smoke
Clouds
fire



New words

Match the following



Burning



Begged



Stronger and stronger



Climbing



Grabbed



Flames

Write missing letters

Fl...es

Gra...ed

C....mbed

Be....ed

B....ning

Stro....er



Fire.....fire



Select suitable sentence from the list given below .Write them in the boxes given below .





The fire began to eat up the tree





The flames climbed up and up



The fire grabbed the neem tree

The fire began to eat up the tree

The birds in the nest cried aloud

The flames climbed up and up

The fire grew stronger and stronger



Thoughts



CLASS:2

The fire grabbed the Neem tree .The little birds were afried.
What they think ?Write the thoughts of little birds .Complete
the sentences .

Mother is not here.

We are in

Who will..... ?

Thewill eat us up



help us

danger

fire



How can I save them ?



The fire grabbed the neem tree with
its red hot hands.

It's so hot.
I am burning .
Ah! I can't bear it.



The fire began to eat up the tree.
The flames climbed up and up.



Kee.....Kee....
Kee.....

The birds in the nest cried aloud.



Poor little birds .
How can I save them ?
The tree thought.

‘Oh fire, take me, leave the
little ones!’
The neem tree begged to the fire.



‘Sorry.....
I can’t stop burning’.



The fire grew stronger and stronger.

Read the text book page number 54



New words

Grabbed	Burning	Flames	Aloud
Hot	Bear	Climbed	Poor
Hand	Began	Cried	Save
Thought	Begged	Leave	Grew
Fire	Stronger	Stop	Take

GrowingGrowing....Growing!



Fire.

Hot

Red fire.

Little birds .

Crying

Poor birds.



ACTIVITY 1

Look at the picture and read the text book page 55.



Let us find and write.

- The wind is this way.
- The neem tree to the wind.
- The wind
- The flames grew
- I can't you.
- I will them soon

bring, begged, blowing, blew and blew,
help, taller and taller





STD 2 ENGLISH



ACTIVITY 2

The wind went to call clouds for help. What did he say to clouds? What will be cloud's reply?

Write the conversation between the wind and the cloud.



wind

Oh my friends, please come with me.



cloud

.....



To the forest



What happened there?



The forest is in fire.

.....



.....



.....

- Where do you want to come?
- Our neem tree and little sparrows are in danger
- Okey, I will help you.
- Thank you dear





STD 2 ENGLISH



ACTIVITY 3

**Can you arrange the words in sentences below?
One is done for you.**

1. is/ The wind// blowing.
Then wind is blowing
2. looked / at the wind/ The neem tree.
.....
3. birds/ Save / the little
.....
4. you/ I can't/ help
.....
5. I will/ them/ bring/ soon
.....

ACTIVITY 4

Write the below words in your note book....

Blowing
Hopefully
Blew away
Taller
Bring






ENGLISH STANDARD 2 WORKSHEET FOR 26th NOVEMBER 2021



INTER BELL

INTERVENTION BASED ON EFFECTIVE LEISURE LEARNING



STUDENT SUPPORT MATERIAL for STD - 2

Prepared by,
Anoop Chandran
DRG Cherpulassery

Learning Outcomes :

- Read and Comprehend simple stories and poems.
- Identify the events in the story.

Activity 1 :

- **Let's read.**



**Find out the words
from the passage.**

clouds
faster
stop
save
hopefully

'Oh! The wind is coming back with dark clouds.'
The neem tree looked up.
The dark clouds were moving one after the other.
They moved faster towards the neem tree.
'Will the clouds stop the fire?
Will they save the little birds?'
The neem tree looked hopefully at the clouds.



ENGLISH STANDARD 2

WORKSHEET FOR 26th NOVEMBER 2021

Activity 2 :


- Put the pictures in the right order and select suitable sentences for the pictures from the list given below.

The Mother sparrow is plucking a bunch of cherries

The birds are peeping out of the nest.

Smoke is rising at a distance.

The fire is eating up the neem tree.





ENGLISH STANDARD 2

WORKSHEET FOR 26th NOVEMBER 2021

Activity 3 :

- **Sing the song and send the audio to your class teacher.**



- **Click on the picture to listen the song 'TREES'**






ENGLISH STANDARD 2 WORKSHEET FOR 30th NOVEMBER 2021



INTER BELL

INTERVENTION BASED ON EFFECTIVE LEISURE LEARNING



STUDENT SUPPORT MATERIAL for STD - 2

Prepared by,
Anoop Chandran
DRG Cherpulassery

Learning Outcomes :

- Read and Comprehend simple stories and poems
- Identify the characters and their feelings.

Activity 1 :

• Let's Read



New words

cool
breeze
pouring
raindrops
water
flowing

flames
put out
healed
burns
swayed

A cool breeze touched the neem tree.
Rain started pouring down from the dark clouds.
Raindrops fell on the leaves of the neem tree.
Water was flowing down the branches.
The flames became shorter and shorter.
The rain put out the fire.
'My dear rain, you healed my burns.'
The tree swayed its branches.
'Ah! The dark clouds saved us.'



ENGLISH STANDARD 2

WORKSHEET FOR 30th NOVEMBER 2021

Activity 2 :

- **Read the text book and find out the missing words in each sentences.**

A cool breeze touched the neem tree.
Rain started pouring down from the dark clouds.
Raindrops fell on the leaves of the neem tree.
Water was flowing down the branches.
The flames became shorter and shorter.
The rain put out the fire.
'My dear rain, you healed my burns.'
The tree swayed its branches.
'Ah! The dark clouds saved us.'



A cool breeze the neem tree.

Rain started from the dark clouds.

Raindrops on the leaves of the neem tree.

Water was the branches.

The flames became

The rain the fire.

My dear rain, you my burns.

The tree its branches.

Ah! The dark clouds saved us.



ENGLISH STANDARD 2

WORKSHEET FOR 30th NOVEMBER 2021

Activity 3 :

- **Match the characters with their dialogues**

‘Oh, Fire! Eat me....leave the little ones’

‘Sorry,I can’t stop burning.’


‘I will bring my friend soon.’

‘Fire...fire’

‘The wind brought me here.’

‘Please take care of my children.’


‘We are hungry.’




WIND




FIRE




EAGLE




MOTHER SPARROW




LITTLE SPARROWS



NEEM TREE



CLOUDS



Activity 1

Read the passage...



'Children, my children, where are you?'

Mother sparrow flew towards the neem tree.

'Kee... kee... kee....'

The Mother sparrow heard the cry of the little sparrows.
She went to the nest and hugged her little ones.

'You saved my children. Thank you dear neem tree,' the mother bird said.

'No my dear, the clouds saved your children.'

The Mother sparrow looked at the smiling clouds.

'Not me.... the wind brought me here.'

The cloud smiled and moved away.

Activity 2

Let's sing the song....



We are happy

Happy.... happy.... happy
Happy we are happy.

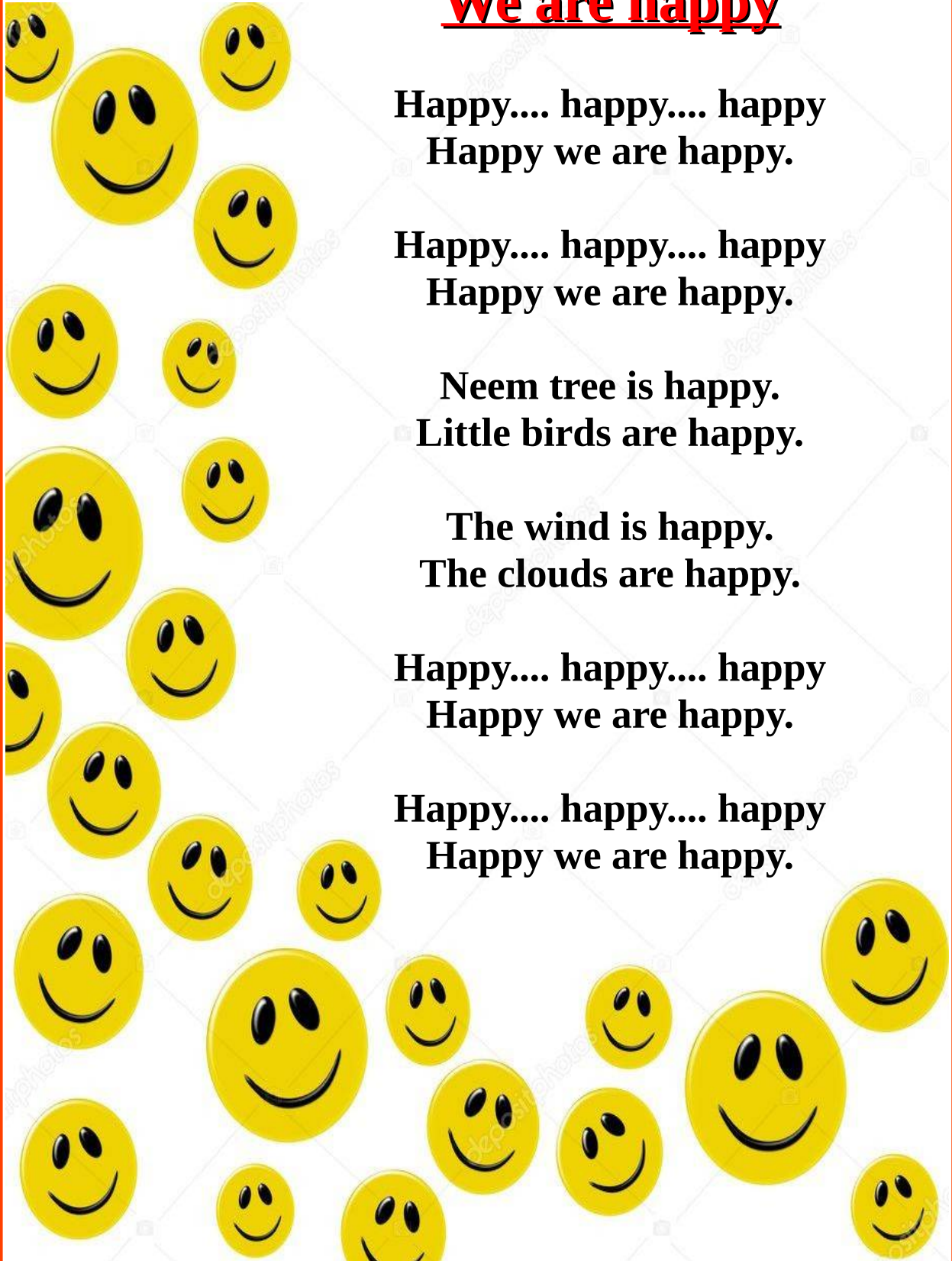
Happy.... happy.... happy
Happy we are happy.

Neem tree is happy.
Little birds are happy.

The wind is happy.
The clouds are happy.

Happy.... happy.... happy
Happy we are happy.

Happy.... happy.... happy
Happy we are happy.



Activity 3

Write the characters of the story.



Neem tree



.....



.....



.....



.....



.....

Activity 4

Write about your favourite character in this story.

Eg:

I liked the neem tree.
It helped the little sprarrows.
It gave shelter to the bird.
It was loving and caring.



Activity 5

Who said this?

You saved my children.
Thank you dear neem tree.

Mother sparrow.

No my dear, the clouds
saved your children.

Kee....kee....kee....

Not me....
the wind brought me here.


Neem tree

Clouds

Little sparrows

Activity 6

Complete the activity in page no 65.



Read the paragraph and complete it using the words given in the box below.

bigger and bigger, larger and larger, higher and higher,
taller and taller, deeper and deeper

Days passed. It started to rain. The trees became taller
and taller. The neem tree was again full of green leaves.

Day by day the leaves grew **larger and larger**....

The vines crept **higher and higher**..... The ponds were filled
with water and became..... The little birds
grew.....

The birds and animals were happy thereafter.

