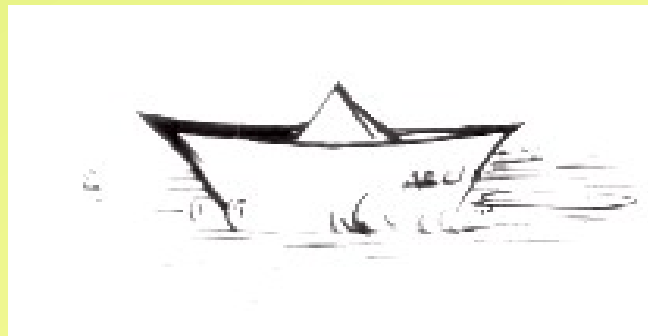


# STANDARD 4 ENGLISH

## UNIT 2

# PAPER BOATS



# Learning Outcomes

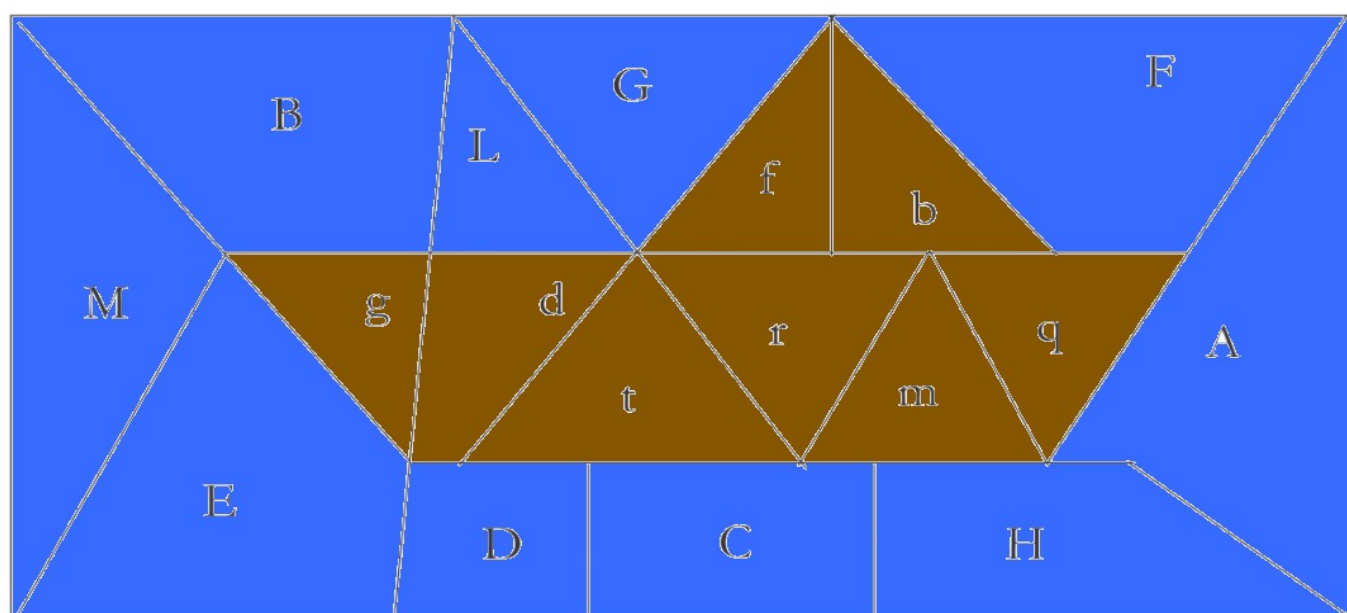
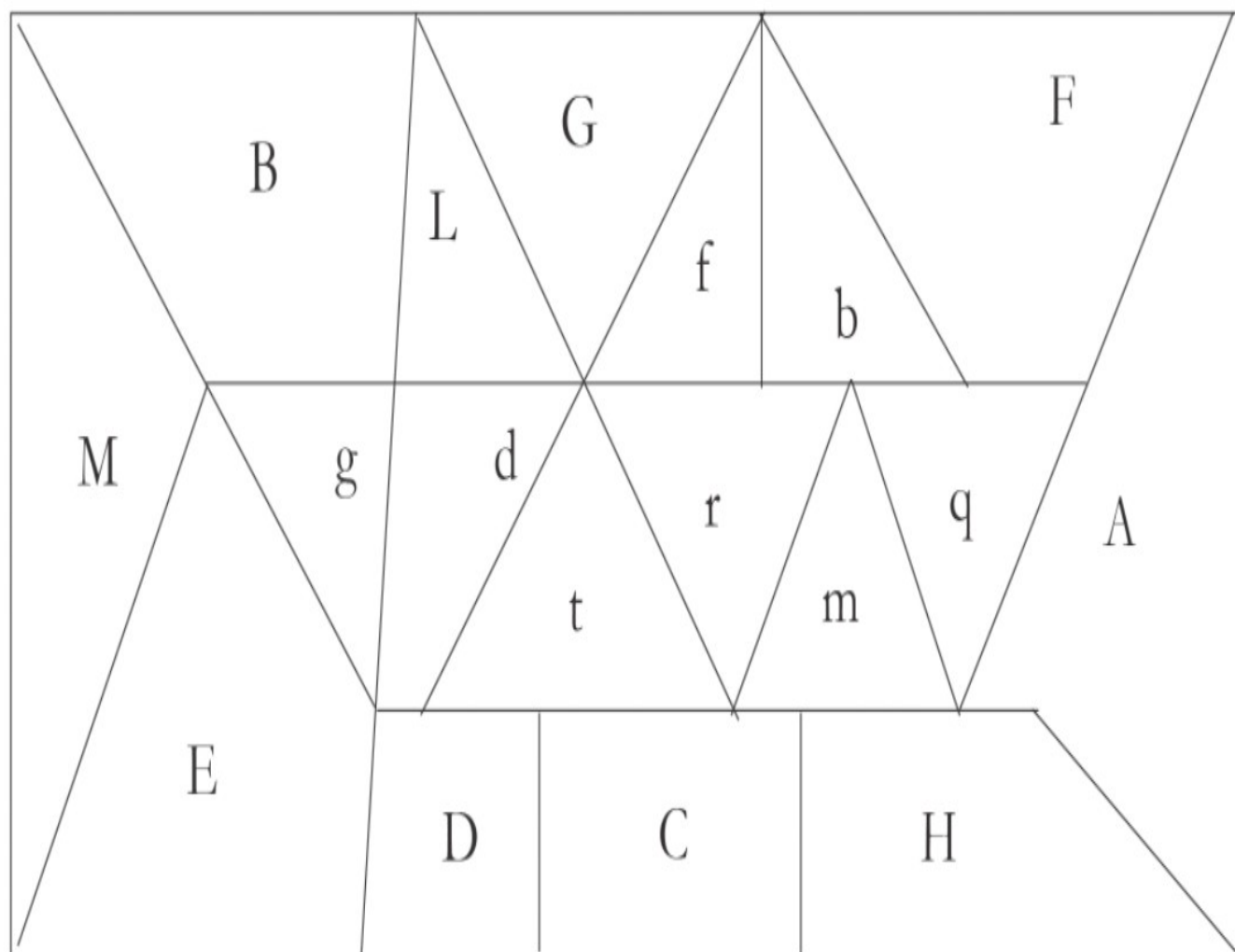
By learning this unit, the learner will be able to:

- read and understand words like ‘pounce’, ‘horrible’, ‘pout’, ‘lump’, ‘naughty’, ‘splash’, etc.
- identify the theme of the poem and appreciate it.
- ask questions using expressions like ‘why should’.
- write the experience of a journey in simple English.
- write short descriptions about one’s own family.
- understand and respond to simple questions.
- undertake language projects actively.
- do activities in the textbook as instructed.
- express one’s thoughts and feelings in simple language.



**‘Paper Boats’ is a short story written by Anil Ekbote which depicts the story of a boy and a girl, who became good friends. Every individual has virtue deep rooted in their minds and it is the duty of the grown-ups to inculcate human values like love, sharing mentality, etc. in the learners.**

Colour the columns with capital letters in blue.  
Colour the columns with small letters in brown.



Name the boat

Colour it

**Make a  
paper boat**

Write a description  
about your paper boat

Click here to watch  
the video

Sample Description [Click here](#)



Describe the picture



Write a description  
about this picture

birds

girl

Coconut tree

huts



grass

Paper boat

boy

stream



- \* **A stream.**
- \* **Bank of the stream.**
- \* **A girl with paper boats.**
- \* **A walking boy.**
- \* **Grass.**
- \* **Huts and coconut trees.**
- \* **Birds.**

Write the description in your note book

### Bank of the stream



This is the picture of the bank of a stream. The water in the stream looks muddy. A girl is sitting near the stream. She is launching her paperboats. A boy is walking towards her. It is full of grass all around. We can see a few huts and coconut trees too. Birds are flying in the sky. I really like this picture.

Click here to read the description



Read the story



Anna **gently** walked **towards** the **stream** of **muddy** rain water. She **bent** a little and **launched** a paper boat. It **sailed** down the stream **swiftly** and **proudly**. She went on **placing** a number of paper boats in the stream. She was **delighted**. Suddenly, something **horrible** happened.

[Click here to read the story](#)

## An angry girl




A fat boy **pounced** on one of her boats and pulled it. He turned the boat upside down. Anna **stared** at the boy. He was **fat** and **dirty**. He did not mind Anna's **angry** face. Anna ran at home.

[Click here to listen the story](#)



## A Solution



Anna's aunt Arundhati was sitting in **armchair**. Anna's face was red with anger. She **pouted** her lips and said. 'That **naughty** boy, he **overturned** my boat,' She said. 'Don't worry. I'll make another one for you,' Aunt Arundhati tried to **console** her. 'What if he takes that one too?'  
'Ok then...I'll make a few more for you'

‘What if he takes all of them?’


‘No, he won't. I'll make a few for him as well.’ But why should you make boats for him? ‘He seems to be a poor child. ‘Then why can't he make them himself? He is so big.’ ‘May be no one has **taught** him how to make boats.

‘Why? Doesn't he go to school? He is so **rude**.’

Aunt Arundhati just smiled.



## Good Guidance



In no time a boat was ready and then a few more. Finally she gave all the boats to Anna and said,

Here, go and have fun.'

**Clutching** the boats **tightly**, Anna started walking **hesitantly** towards the stream. The boy was still there. He looked at her **curiously**.

Anna took out two not-so-good boats and held them out.


‘Here you are.’ She **handed** the boats over to the boy with out the **trace** of a smile. The boy took them and just stood there **quietly**. He did not know what to say.

**Click the picture to read the story**





# A true Friendship



Anna gently launched her boat. Swiftly the boat sailed down the stream. The boy stood there watching it. A **faint smile appeared** on his lips!

Anna looked at the boy through the **corner** of her eyes. Suddenly she saw the boat getting caught in a **heap of mud** and stones.

Water **splashed** against it and **slowly flooded** it. In a **flash**, the boy jumped into the stream and pulled the boat out of the water. He gave it to Anna.

She took the boat and smiled. The boy smiled back **pleasantly**.

Anna gently placed another boat in the stream. It sailed swiftly and **drifted** past. Soon it was out of sight.

Anna and the boy looked at each other and smiled.

[Click here to read the story](#)



Here's a poem in which we see a boy making paper boats to float down the stream.

Read and enjoy the poem.

## Paper Boat

Day by day I float my paper boats one by one down the running stream.

In big black letters I write my name on them and the name of the village where I live.

I hope that someone in some strange land will find them and know who I am.

I load my little boats with shiuli flower from our garden, and hope that these blooms of the dawn will be carried safely to land in the night.

I launch my paper boats and look up into the sky and see the little clouds setting the white bulging sails.

I know not what playmate of mine in the  
sky sends them down the air to race  
with my boats!

When night comes I bury my face in my  
arms and dream that my paper boats  
float on and on under the midnight  
stars.

The fairies of sleep are sailing in them,  
and the lading is their baskets full of  
dreams.

*Rabindranath Tagore*

**Touch here to listen to the song-1**

**Touch here to listen to the song-2**



### Activity 1

'I load my little boats with shiuli flower from our garden...'

The boy says many things about his hopes, wishes, plans and dreams.

Now make sentences about the boy's dreams and hopes, by matching the items in the columns meaningfully.



I	float	my face in my arm.
	hope	my name on the paper boat
	bury	that someone will see my paper boats.
	write	my paper boat in the stream.

Join the items in the columns and write meaningful sentences in the space below.

1.

---

2.

---

3.

---

4.

---

Join the items in the columns and write meaningful sentences in the space below.

1) I float my paper boat in the stream.

---

2) I hope that someone will see my paper boats.

---

3) I bury my face in my arm.

---

4) I write my name on the paper boat.

---



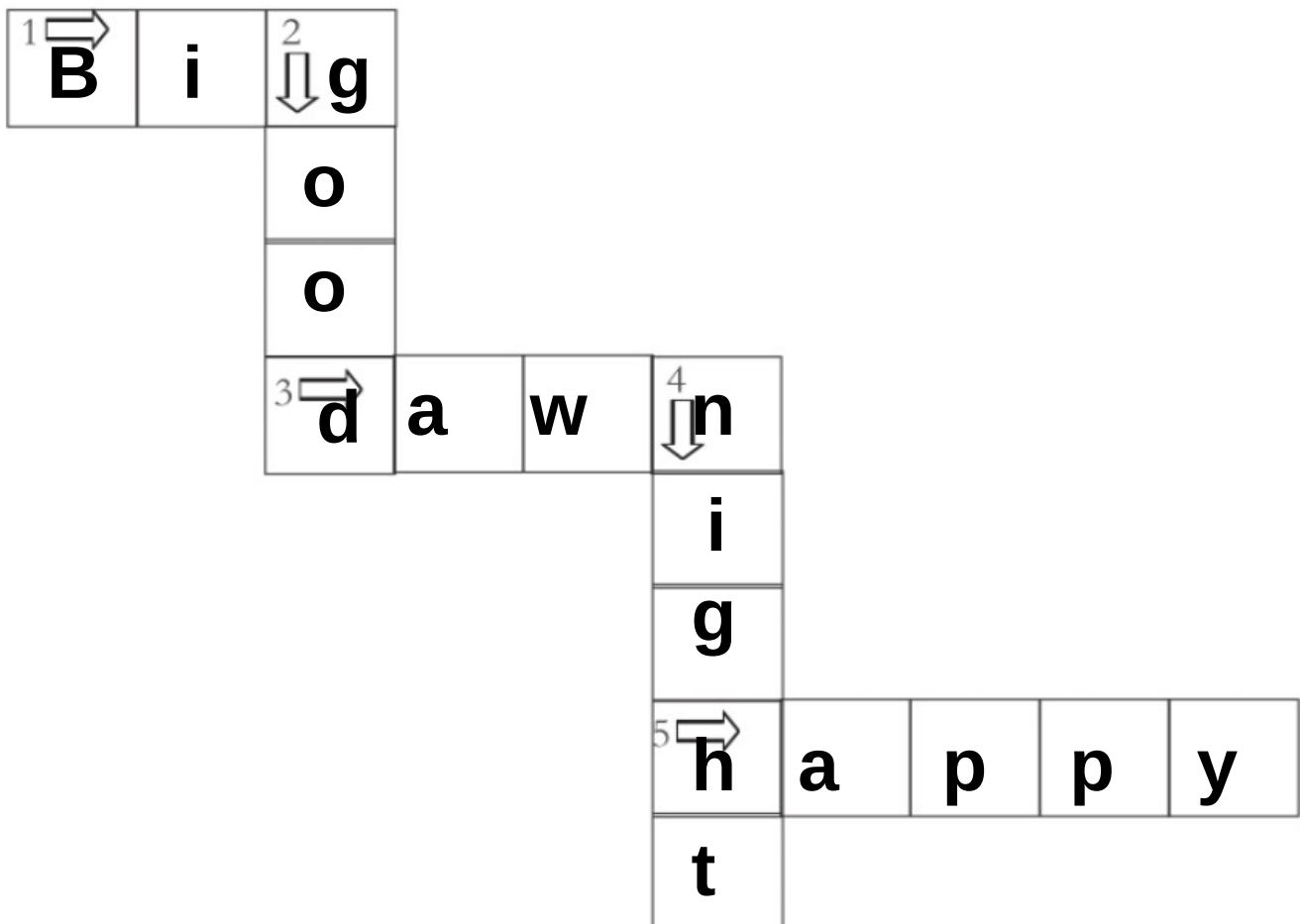
Read the following sentences. Write the word opposite in meaning to the word underlined, in the space provided. Complete the puzzle using these words.

-

## Activity 2

Read the following sentences. Write the word opposite in meaning to the word underlined, in the space provided. Complete the puzzle using these words.

1. Anna is small. But the boy is **big**.
2. Anna learned **good** habits from her aunt. She doesn't like bad habits.
3. Anna's father started for his office at **dawn** and returned home at dusk.
4. The boy launched his boats during the day . He dreamt about it at **night**
5. The boy pulled the boat. Anna became sad. Aunt made boats. Anna became **happy**





### **Activity 3**

‘Anna's paper boat sailed through several places and saw many things.’

Read how Anna's paper boat describes its experiences.

I am a paper boat. Anna's Aunt made me.

One day Anna pushed me into a stream.

I sailed along the stream.

I saw many things.

Flowering plants danced on the shore.

A frog pounced on me.

Thank God! I was not overturned.

Have you had any such experiences while travelling? Write about it.

Keep in mind the following questions when you write.

**Where did you go?**

**When did you go?**

**Who were with you?**

**What did you see on the way?**

**What food did you have?**

**Which sight did you like the most?**

**How did you go - by bus or by train?**

**How was the trip?**

This is a travelling experience of Teacher  
Read It

### **My travelling experience**

I went on a trip to the beach and the Zoo.

I left on monday 9th November 2020 afternoon.

I had my little friends with me. We travelled by a bus.

On the way we saw many things. First we reached the beach.

I felt so happy. The cool waves and the blue sea were very beautiful. There were a lot of Palm trees.

Then we went to the zoo. We saw the meat eating tiger, an apple eating monkey, sleeping crocodile, dancing peacock and a hippo with its big mouth open.

The dancing peacock was the scene that I liked most.

I have enjoyed the trip very much.

That was an unforgettable one for me.



### **Activity 3**

‘Anna's paper boat sailed through several places and saw many things.’

Read how Anna's paper boat describes its experiences.

**I am a paper boat. Anna's Aunt made me.**

**One day Anna pushed me into a stream.**

**I sailed along the stream.**

**I saw many things.**

**Flowering plants danced on the shore.**

**A frog pounced on me.**

**Thank God! I was not overturned.**

Have you had any such experiences while travelling?  
Write about it.

Keep in mind the following questions when you write.

Where did you go?

When did you go?

Who were with you?

What did you see on the way?

What food did you have?

Which sight did you like the most?

How did you go - by bus or by train?

How was the trip?

---

---

## Activity 4

### The Boy's Diary

Arundhati made boats for the boy. He felt very happy. He wrote his diary. What would the boy write in his diary that day?

**Sample Diary [Click here](#)**

## Activity 5

Complete the paragraph using the suitable words given in the box.

Anna had an aunt. \_\_\_\_\_ name was Arundhati. One day aunt Arundhati made paper boats for Anna. Anna played with them.

\_\_\_\_\_ became very happy. Anna went to the stream and launched \_\_\_\_\_ boat.

\_\_\_\_\_ moved proudly. A boy came there. \_\_\_\_\_ destroyed the boat. Anna stared at him angrily. \_\_\_\_\_ looked at each other. Aunt Arundhati went to her and Consoled \_\_\_\_\_.

He

she

it

his

her

they



## Activity 5

Complete the paragraph using the suitable words given in the box.

Anna had an aunt. Her name was Arundhati.

One day aunt Arundhati made paper boats for Anna. Anna played with them.

She became very happy. Anna went to the stream and launched her boat.

It moved proudly. A boy came there.

He destroyed the boat. Anna stared at him angrily.

They looked at each other. Aunt Arundhati went to her and Consoled her

## ACTIVITY 6

Read the following dialogues and write suitable exchanges using 'Why should' in the given spaces.



I'll scold the boy



Why should you scold the boy?



I'll make two boats for him



Why should you make two boats for him?

---



I'll grab the boat.



Why should you grab the boat?

---



I'll take the boat from the stream.



Why should you take the boat from the stream?

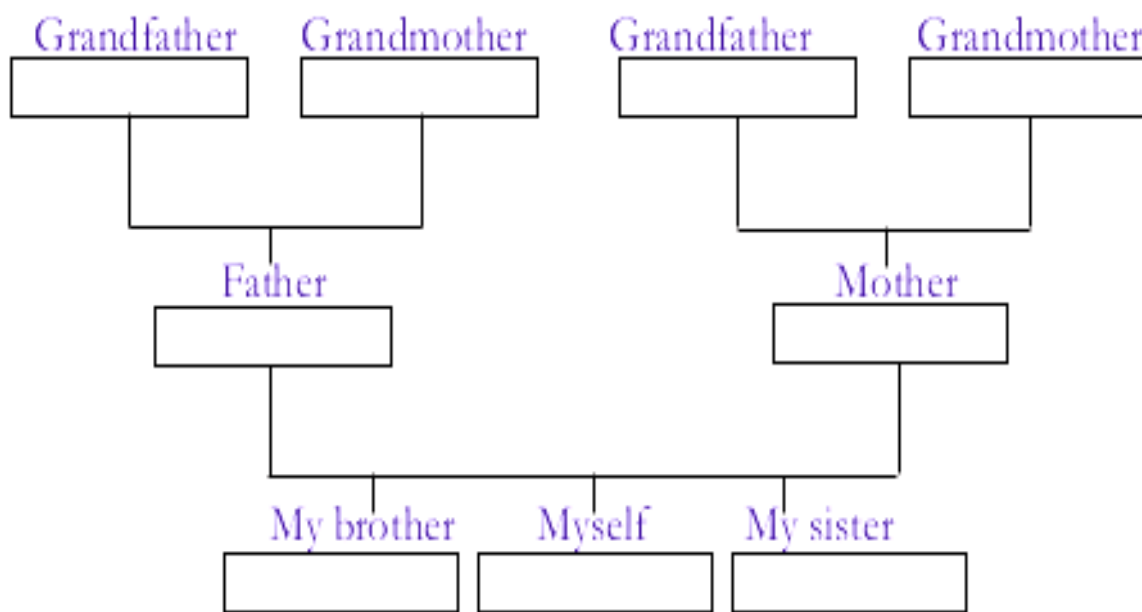
---

## ACTIVITY 7

### My Family

Arundhati is Anna's aunt. Do you have an aunt? Who else are there in your family? Complete the family tree.

### My Family



Now, write a paragraph about your family.

**Sample Description •**  
Click here.



## Activity 8

Read the following passage and fill the table given below.

### A Day with Anna

One Sunday morning Anna went to play with her friends Vrinda and Arun. Aunt Arundhati made some paper boats for them. They walked towards the pond. Hey! It's full of water.' Arun jumped with joy. He put his paper boat, fishing net, bottle, hook and shirt on the bank and dived into the pond. Anna and her friends clapped their hands. There were red fish, frogs, crabs and small tortoise in the pond. Suddenly it started raining. They ran to Anna's house.

Name of Objects	Action Words	Characters	Animals

[Click here to see hints for activity 8](#)

## Activity 9

Read the following sentences.

Anna bent a little and launched a paper **boat**.

A fat boy pounced on one of her **boats**.

The story 'Paper Boats' is a **fairy** tale.

The **fairies** of sleep are sailing in the boats.

Look at the underlined words. The word in the second sentence is the plural of the word in the first sentence. In the first set of sentences, 's' is added to form the plural. But in the second set, 'y' is replaced with 'ies' to form the plural.

Look at the following words and write the plural forms of it. Mention the letters that you added to form its plural.

Word	Plural	Letters added
tree		
parent		
child		
boy		
sky		
flower		
eye		
story		
butterfly		

<b>Word</b>	<b>Plural</b>	<b>Letters added</b>
<b>tree</b>	<b>trees</b>	<b>s</b>
<b>parent</b>	<b>parents</b>	<b>s</b>
<b>child</b>	<b>children</b>	<b>ren</b>
<b>boy</b>	<b>boys</b>	<b>s</b>
<b>sky</b>	<b>sky</b>	
<b>flower</b>	<b>flowers</b>	<b>s</b>
<b>eye</b>	<b>eyes</b>	<b>s</b>
<b>story</b>	<b>stories</b>	<b>ies</b>
<b>butterfly</b>	<b>butterflies</b>	<b>ies</b>



## PROJECT WORK

Look at the pictures given below and read the sentences given along with them.




A boy is watching the TV.



A boy is peeping through the window.



A girl is staring at the boy.

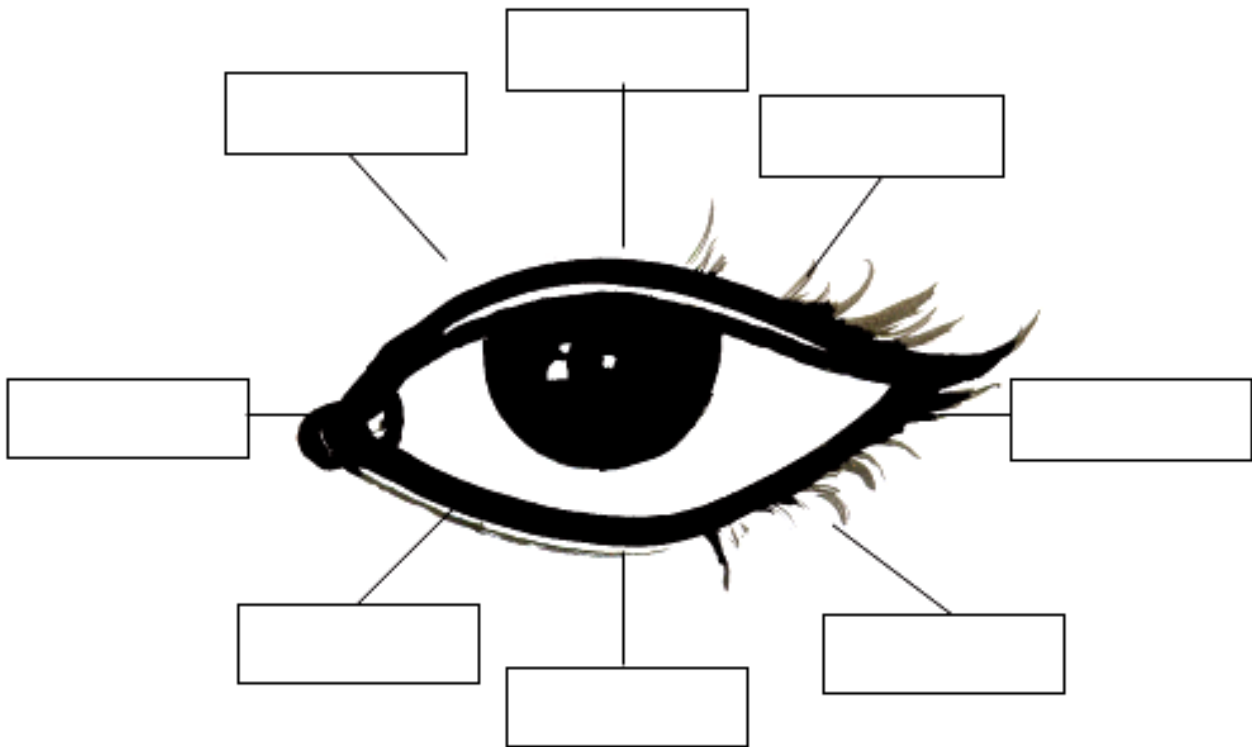


A girl is gazing at the Taj Mahal.

Many words are used to denote different ways of looking at a thing or a person.

Some words are given in the box. Select the right words and complete the word web.

touch	look	breathe	watch
view	think	observe	taste
eat	scan	feel	inspect
see	smell	eye	speak



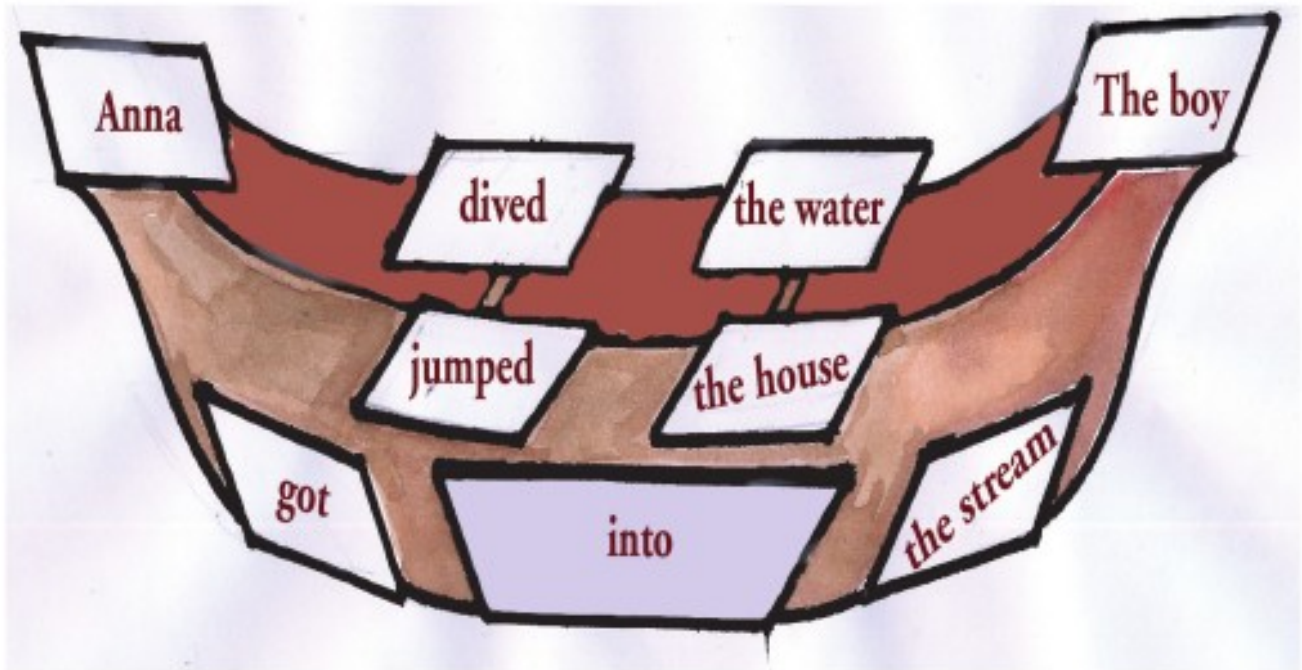
Frame sentences using the words given in the box

look, see, stare, watch, gaze, peep

- She look at him angrily
- I can see moon in the sky
- They stare at me
- He is watching the picture
- He gazed at the gift
- They peeping though the door

## MY WORDS

Make meaningful sentences using the word cards given below. One is done for you.



The boy jumped into the stream.

**He dived into the water**

**Anna jumped into the water**

**The boy dived into the water.**

**Anna got into the house**



You have read the story and the poem, haven't you?


Try to remember the events in the story.

Put a tick mark ( ☐ ) on the best matching picture. Select the letter of the picture you have ticked and write it in the box given below. If all the four answers are right, you will get a meaningful word.


1. Anna stared at the boy.




2. Anna's boat moved down the stream.



3. The boat was loaded with flowers.



4. Anna and the boy became friends.



<b>B</b>	<b>O</b>	<b>A</b>	<b>T</b>
----------	----------	----------	----------

**Click below to view Kite victers classes**

**KITE VICTERS STD 04 English Class 11**

**KITE VICTERS STD 04 English Class 12**

**KITE VICTERS STD 04 English Class 13**

**KITE VICTERS STD 04 English Class 14**

**KITE VICTERS STD 04 English Class 15**

**KITE VICTERS STD 04 English Class 16**

**KITE VICTERS STD 04 English Class 17**

**KITE VICTERS STD 04 English Class 18**

**KITE VICTERS STD 04 English Class 19**

**KITE VICTERS STD 04 English Class 20**

**KITE VICTERS STD 04 English Class 21**

**KITE VICTERS STD 04 English Class 22**



# THANK YOU

**Balakrishnan.M**  
**GLPS Kayyur**  
**Kasaragod**  
**9495150839**

