

Activity 1

Sing the boogie boogie song and add more lines.

**Put right hand in,
Put right hand out
And do the boogie boogie
and turn around.
Everybody turn around.**



**Put left hand in,
Put left hand out
And do the boogie boogie
and turn around.
Everybody turn around.**



**Put two hands in,
Put two hands out
and do the boogie boogie
and clap your hands .
Everybody clap your hands.**




**Put head in,
Put head out
and do the boogie boogie
and sing a song.
Everybody sing a song.**



Activity 2


Write the plural forms.




Mango



.....



Banana



.....



cherry



.....



Child



.....



➤ Complete the Activity 9 on page 52 of the textbook.

Look at the following words and write the plural forms of it. Mention the letters that you added to form its plural.

Word	Plural	Letters added
tree		
parent		
child		
boy		
sky		
flower		
eye		
story		
butterfly		

52

➤ Do the activity 'I can' on page 56 of the textbook.

I CAN

You have read the story and the poem, haven't you?
Try to remember the events in the story.
Put a tick mark (✓) on the best matching picture. Select the letter of the picture you have ticked and write it in the box given below. If all the four answers are right, you will get a meaningful word.

1. Anna stared at the boy.

X	B	C

2. Anna's boat moved down the stream.

M	N	O

3. The boat was loaded with flowers.

W	G	A

4. Anna and the boy became friends.

R	T	S

56

Activity 3. Reading cards

Here are some reading cards related to the unit Paper Boats. Read them.



- Look at these two reading cards.
- You have to complete these reading cards.



- *Write suitable title.
- *Write your own sentences related to the picture.
- *A layout.

Make your own reading cards and develop
My Growing Story Book

