

CHAPTER 1
The World of Designing

[Click here to view the video lesson](#)

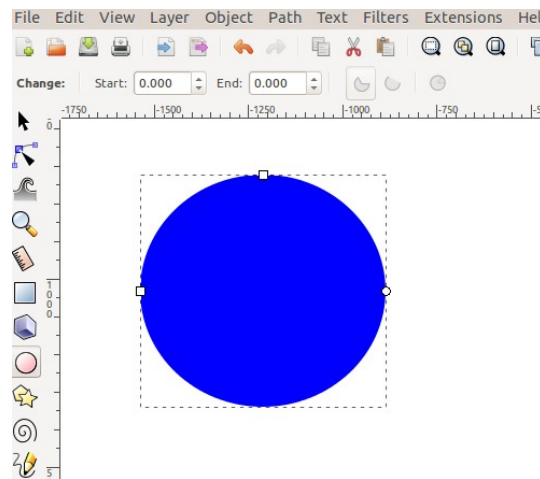
1. How to open a saved svg file in inkscape for editing ?
 - a. Write click on the icon → →
 - b. Open inkscape → → Open → Select file.

2. Which are the tools used to create the figure given below ?




-
-

3. How do we change this circle to a semicircle ?

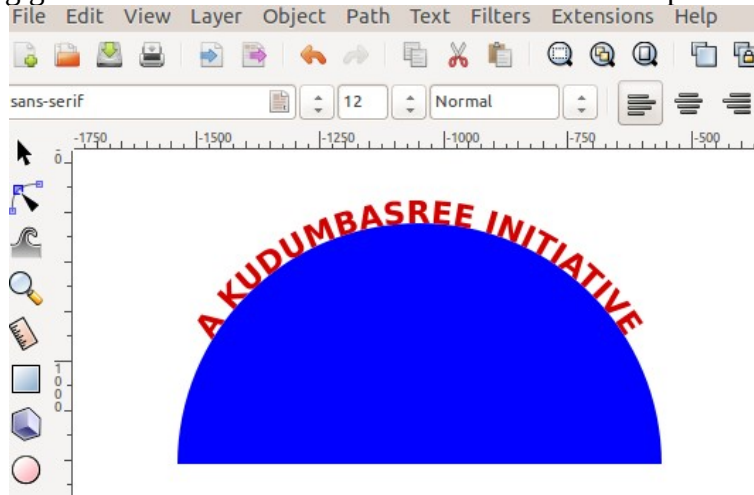


4. Write the steps to add Text in a curve.



- Select the circle and text
-

5. Observe the drawing given below. How to hide the semicircle in inkscape ?



- Select the semicircle.

-

-

6. How to add a picture to the inkscape canvas ?

-

- select Embed as the image type.

- Adjust the size

7. What is the method used to set the size of the canvas to the size of the diagram ?

-

-

8. Write steps to export the drawing prepared in inkscape as raster image ?

-

- Select the location to save and give file name.

-

9. Which of the following images can be made using Inkscape?

- a) square.png b) square.jpg c) square.svg d) square.bmp