

1. SENSATIONS AND RESPONSES

1. What is the function of nervous system ?

To generate and coordinate responses according to external and internal changes.

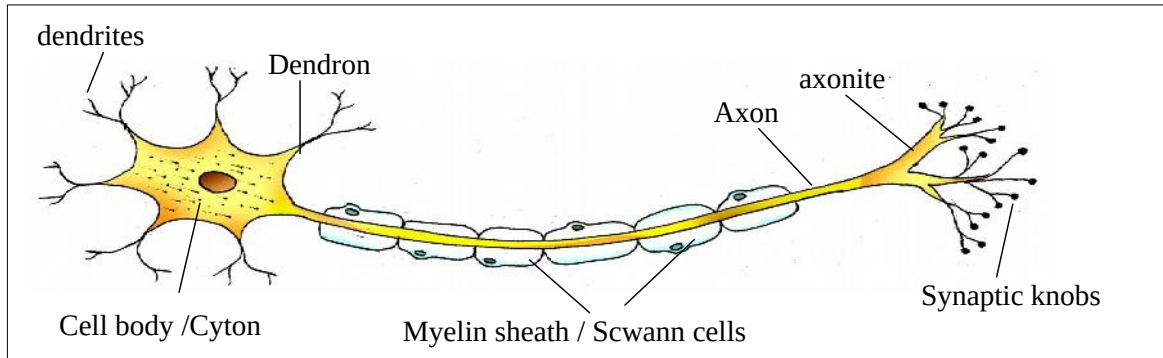
2. Name the parts included in our nervous system.

Brain, spinal cord, nerves and receptors.

For **SSLC 2021**

3. The structural and functional units of the nervous system ?

Neurons (nerve cells).



A neuron has mainly the following parts; a **cyton** (cell body), impulse receiving **dendrons** (branches are known as dendrites), impulse transmitting **axon** (branches are axonites) and **synaptic knobs** for secreting neurotransmitter. In certain neurons, the nerve fibres are covered by **myelin sheath**, made up of white shining Schwann cells.

4. The protective covering of nerve fibres (axons) ? Mention its function.

Myelin sheath.

- * Provide nutrients and oxygen to the axon.
- * Accelerate impulses.
- * Act as an electric insulator.
- * Protects the axon from external shocks.
- * Gives white appearance ('white matter') to the neural parts.

5. Table showing the function of different parts of nerve cell.

Part of nerve cell	Function
Dendrite	Receives impulses
Dendron	Carries impulses from dendrite to the cell body
Cyton / Cellbody	Passes impulses to the axon.
Axon	Carries impulses from the cell body to outside.
Schwann cells/ Myelin sheath	Protects the axon and increases the speed of impulse
Axonite	Carries impulses to the synaptic knob
Synaptic knob	Secretes neurotransmitter

6. Name the swollen ends of axon . How is it important in the transmission of impulse ?

Synaptic knobs, from which neurotransmitter secretes. The impulses are transmitted across the synaptic cleft only through a chemical (neurotransmitter), secreted from the synaptic knobs.

7. Give example for neurotransmitter.

Acetyl choline (Dopamine is another example).

8. The electrical messages conducted through nerves ?

Impulses.

9. How is the impulses transmits through the neurons ?

Impulse due to stimulus → dendrites → dendrons → cyton → axon → axonites → synaptic knob → secretion of neurotransmitter to the synaptic cleft → Stimulation in the adjacent dendrites → Impulse forms.

When impulses reach at the synaptic knobs, a chemical substance, known as neurotransmitter, released in the synaptic cleft. This chemical stimulates the adjacent dendrites to form new electric impulses.

10. Name the two types of neurons ?

Sensory neurons – (carry impulses from different body parts to the brain and spinal cord)

Motor neurons - (carry impulses from the brain and spinal cord to various parts of body)

11. Define a nerve ?

A nerve is a group of axons or nerve fibres, covered by connective tissue.

12. Show different kinds of nerves with their functions in a table.

Sensory nerves (consists of sensory neurons)	Carry impulses from sense organs to the brain and spinal cord
Motor nerves (consists of motor neurons)	Carry impulses from brain and spinal cord to different organs
Mixed nerves (consists of sensory and motor neurons)	Carry impulses from brain and spinal cord to different organs and vice versa

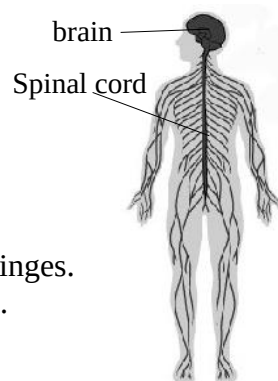
13. How is human nervous system classified ?

Central Nervous System

- Brain
- Spinal cord

Peripheral Nervous System

- Cranial nerves (12 pairs)
- Spinal nerves (31 pairs)



14. The protective measures for human brain ?

Inside a hard skull and is covered by a three layered membrane, called the meninges.

Cerebrospinal fluid, a fluid formed inside the meninges, also protects the brain.

15. The outer covering of brain and spinal cord ? Ans: Meninges.

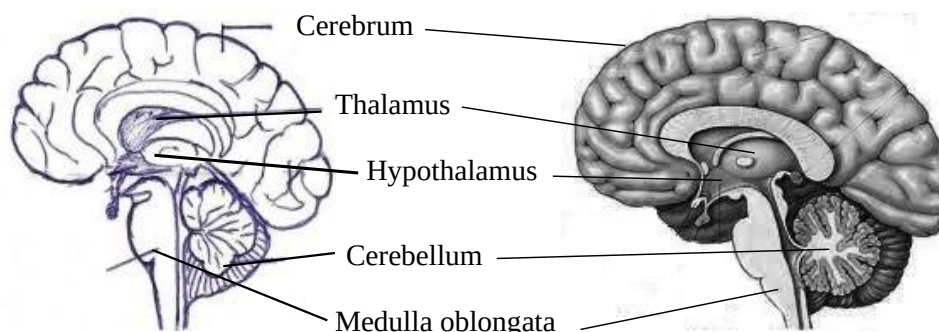
16. The fluid which provides nutrients and oxygen to brain tissues ? Give its function ?

Cerebrospinal fluid (CSF).

- CSF provides nutrients and oxygen to brain tissues.
- Regulates the pressure inside the brain.
- Protects brain from injuries.

17. Name the functional parts of human brain.

Human brain has outer cerebrum, cerebellum and medulla oblongata and inner thalamus and hypothalamus.



18. Table showing different parts of brain, peculiar feature and functions of each.

Part of brain	Features	Function
Cerebrum	The largest part of the brain with many fissures and folds in its cortex. Cerebral cortex is seen as grey matter and inner medulla as white matter.	-Centre of thought, imagination, intelligence and memory. -Centre of feeling senses. -Controls voluntary movements.

Cerebellum	The second largest part, seen as two flaps.	Coordinates muscular activities and maintains equilibrium of the body.
Medulla oblongata	The rod shaped lower part	Controls involuntary actions like heart beat and breathing.
Thalamus	The seat of cerebrum	Acts as relay station of impulses to and fro the cerebrum and also analyses the impulses.
Hypothalamus	Seen just below the thalamus	Plays a major role in the maintenance of homeostasis.

19. There are many fissures and folds in the cerebral cortex (the peripheral part of brain). What is the advantage of this ?
This is an adaptation to include more number of neurons and there by increase the efficiency of cerebrum.
20. Any mild injury to the medulla oblongata may lead to sudden death. Why ?
Medulla oblongata controls involuntary actions like heart beat and breathing. Any mild injury to medulla oblongata results malfunctioning of breathing and heartbeat and this may lead to death.
21. The central nerve, seen as the continuation of medulla oblongata ? How is this part protected ?
Spinal cord. It is protected inside the vertebral column and is covered by the meninges.
22. The ----- of the spinal cord is filled with cerebrospinal fluid. Ans: Central canal.
23. The table showing neural disorders, reason and symptoms.

Disorder	Cause	Symptom
Alzheimer's	Continuous degeneration of neurons due to the accumulation of an insoluble protein.	Complete loss of memory.
Parkinsons	Degeneration of specific ganglia in the brain due to the deficiency of dopamine	Loss of body balance. Tremor in muscles, flow of saliva
Epilepsy	Discharge of irregular electrical impulses from brain.	Fits (due to uncontrolled muscular contractions), frothy discharge from mouth, clenching of teeth, unconsciousness

24. Name a neurotransmitter, which is secreted in the brain. What will happen when the production of this hormone cease in a person ?
Dopamine. The deficiency of dopamine may result a disease called parkinsons.

Class 10 Biology Video lessons links:

Focus area covered portion Chapter 1 : <https://youtu.be/Crzs2t3r7Hs>

Focus area covered portion Chapter 2 : <https://youtu.be/AHheE-usSwA>

Chapter 3 (Part 1): <https://youtu.be/ZtbtMBeUFqs> Chapter 3 (Part 2): <https://youtu.be/Mt2aHAjAcPU>

Chapter 3 (Part 3): <https://youtu.be/35TgLaBqHyk> Chapter 4 (Part 1): <https://youtu.be/-qKvdUewTs8>

Chapter 4 (Part 2): <https://youtu.be/0nq8LEbV4fw> Chapter 4 (Part 3): <https://youtu.be/zM3UAvzf1Io>

Chapter 5 (Part 1): <https://youtu.be/bgvdOC8yB48> Chapter 5 (Part 2): <https://youtu.be/Rc3Tw2YGakY>

Chapter 5 (Part 3): <https://youtu.be/a0Uq1zstbXA> Chapter 6 (Part 1): <https://youtu.be/Tu8Ztn9vQWk>

Chapter 6 (Part 2): <https://youtu.be/qivKb8Oc6Aw> Chapter 6 (Part 3): <https://youtu.be/yCWozqsFTto4>

Focus area covered portion Chapter 7 : <https://youtu.be/M6DZjKdkcg4>

Focus area covered portion Chapter 8 : https://youtu.be/p_ND6dAsi8Y

For more biology resources, visit: **odakkal blog**

2. WINDOWS OF KNOWLEDGE

1. How is the feeling of senses made possible ?

Sense is possible only when impulses from sense organs reach at the brain through the sensory nerves. The ends of sensory nerve from the brain act as the receptors inside the sense organs.

2. How are our eyes protected?

- Bony eye socket (orbit) - protects eye.
- External eye muscles – fixes the eye ball in the orbit.
- Eyelids - protect from dust and other particles.
- Eyelashes - protect from dust with out obstructing vision.
- Eyebrow – prevents perspiration or water reaching in to the eyes.
- Tears - clean and lubricate the anterior part, washes away the dust particles and destroys germs.
- Conjunctiva – secretes mucus to prevent the eye from being dry.

For **SSLC 2021**

3. The enzyme contained in tears ?

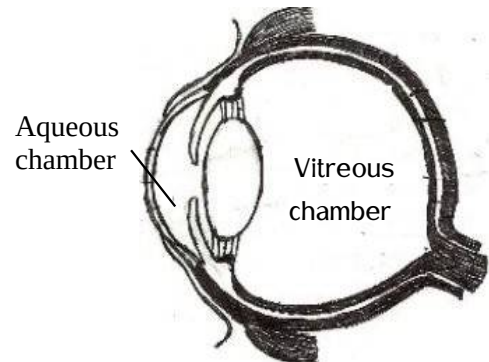
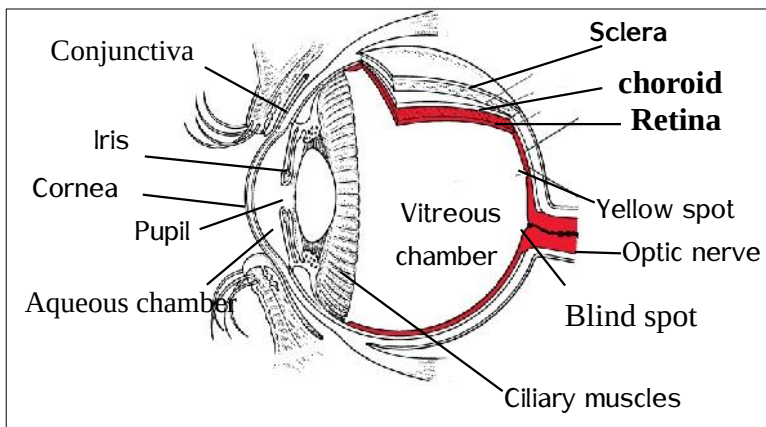
Lysozyme.

4. Which are the 3 layers of human eye ?

- a. **Sclera** –The outermost, strong layer, that gives shape. Its transparent anterior portion is the **cornea**.
- b. **Choroid**- Middle layer of blood capillaries, which supply nutrients and oxygen. Its anterior dark screen with pupil is the **iris**. A convex lens is placed behind the iris.
- c. **Retina**- The innermost layer on which, the image forms. The optic nerve starts from the retina.

5. The fluids filled in the chambers of eye , position and function ?

- * **Aqueous humor** – A watery fluid seen in the aqueous chamber [between cornea and lens] , oozes from the blood. This fluid supplies nutrients and oxygen to cornea and lens.
- * **Vitreous humor** - A jelly like fluid filled with in the vitreous chamber [between lens and retina], helps to maintain the shape of eyeball.



6. Slightly projected transparent anterior part of the sclera ? Ans: Cornea.

7. The transparent membrane which protects the sclera, except the cornea ? Ans: Conjunctiva.

8. The dark coloured anterior part of choroid is -----, which contains the pigment melanin. Ans: Iris.

9. The aperture at the centre of iris ?

Pupil.

10. The antagonistic muscles in the iris that regulate the size of eye pupil ?

Radial muscles (pupillary dilator) and Circular muscles (pupillary constrictor).

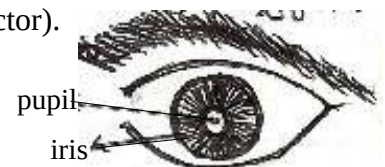
11. When bright light falls, the eye pupil ----- ?

- Constricts [due to the contraction of the circular muscles]

12. The muscles, which adjust the curvature of eye lens, seen behind the iris ?

Ciliary muscles.

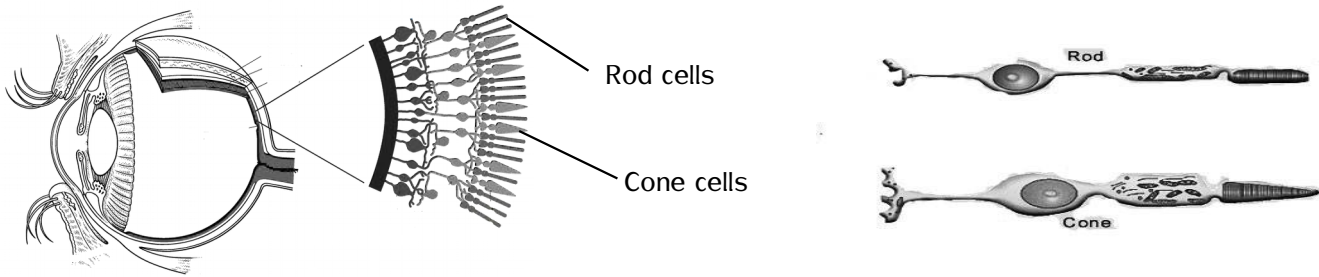
13. Compare and contrast between the photo receptors seen on the retina.



Photoreceptor	Containing pigment	Function	Related disorder
Rod cells	Rhodopsin	Vision under dim light	Night blindness
Cone cells	Photopsin / Iodopsin	Vision under intense light	Colour blindness

Receptor region of the rod cells is rod shaped and contain the pigment rhodopsin, which will be stimulated under dim light. Receptor region of the cone cells is cone shaped and contain the pigment photopsin (iodopsin) which will be stimulated under intense light.

Under dim light, rhodopsin dissociates to form retinal and opsin to produce impulses from rod cells. Under intense light, photopsin (iodopsin) dissociates to form retinal and opsin to produce impulses from cone cells. The three types of cone cells (red, green & blue) provide us with colour vision.



14. Vitamin A help us for better vision. Give reason.

Retinal, the visual pigment found in the photoreceptors, is formed from vitamin A.

15. Compare between Blind spot and Yellow spot.

Blind spot is a part of retina from where the optic nerve begins. No photoreceptors at this spot, hence no vision. Yellow spot is the point of highest vision in the retina, where more cone cells seen. Images form in and around the yellow spot.

16. Point on retina lacking vision : Blind spot ; Point of highest vision in retina : ----- ?
Yellow spot.

17. Flowchart of image formation in retina.

Light rays from the object → Cornea → Aqueous humor / Pupil → Lens → Vitreous humor
→ Image forms on retina

18. What are the changes occur in retina when images focus on it ? (Describe that how vision is possible.)

When light rays from the object passes through cornea and pupil fall on the lens, a small, real inverted image forms on the retina. When the image is formed under dim light, rhodopsin in the rod cells dissociate to produce impulses and when the image is formed under intense light, photopsin in the cone cells dissociate to produce impulses. These impulses are transmitted through the optic nerve. The brain coordinates the images from both eyes to feel perfect vision.

19. Experience of vision - Flowchart.

Image on retina → stimulation in the photo receptors → dissociation of rhodopsin / photopsin → impulses → optic nerve → coordination of images by cerebrum → perfect vision.

20. The condition by which certain colours cannot recognize : Colour blindness ;

Decreased vision in dim light : ----- ?

Night blindness.

21 .----- and ----- are the two conditions of eye due to the deficiency of vitamin A.

Night blindness and Xerophthalmia (dry conjunctiva and cornea).

22. A few points related with the health of our eyes.

- Avoid falling of bright source of light directly to the eyes. Don't look at the sun.
- Avoid reading under dim light.
- Do not watch TV or other screens continuously.
- Frequently wash our eyes.
- Include vitamin A contained items in our daily food.

23. Table which shows reason of various disorders and diseases that affect on our eyes.

Disorder/Disease	Reason or Symptom	Remedy
Night blindness	Due to the deficiency of vitamin A, no clear vision in dim light.	Vitamin A
Colour blindness	Due to the defect cone cells which detect red and green colours and fails to detect those colours	
Xerophthalmia	Prolonged deficiency of vitamin A results dry conjunctiva and cornea	Vitamin A

24. How do we sense taste ?

Chemoreceptors seen inside the mouth and tongue help us to detect taste. The chemoreceptors seen inside the papillae of the tongue are called as taste buds. Smell also influences taste.

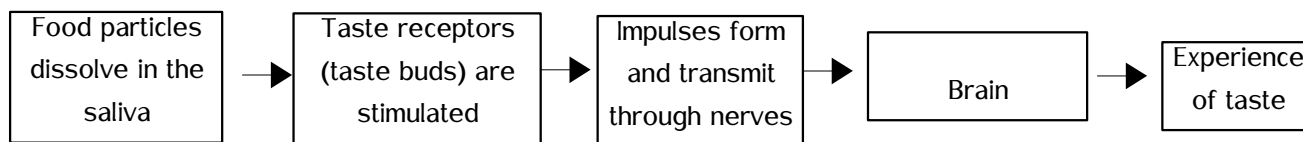
25. The different taste buds of the tongue.

Sweet, salt, sour, bitter, Umami. Other tastes are created by the brain from the primary tastes.


26. The projected structures seen on the tongue surface are known as -----?

Papillae.

27. The flowchart of sensing taste.



28. Recognize the figure A and B.



Ans: A. Taste bud B. Olfactory receptors.

29. How can we feel smell ?

When particles enter to the nose and disperse in the mucus, the olfactory receptors in the mucus membrane get stimulate and the impulses reach the brain through the olfactory nerve. Brain helps to feel the sense of smell.

30. The ability of shark to sense smell is sharp. Why?

Shark has highly sensitive olfactory receptors.

Class 10 Biology Video lessons links:

Focus area covered portion Chapter 1 : <https://youtu.be/Crzs2t3r7Hs>

Focus area covered portion Chapter 2 : <https://youtu.be/AHheE-usSwA>

Chapter 3 (Part 1): <https://youtu.be/ZtbtMBeUFqs>

Chapter 3 (Part 2): <https://youtu.be/Mt2aHAjAcPU>

Chapter 3 (Part 3): <https://youtu.be/35TgLaBqHyk>

Chapter 4 (Part 1): <https://youtu.be/-qKvdUewTs8>

Chapter 4 (Part 2): <https://youtu.be/0nq8LEbV4fw>

Chapter 4 (Part 3): <https://youtu.be/zM3UAvzf1Io>

Chapter 5 (Part 1): <https://youtu.be/bgvdOC8yB48>

Chapter 5 (Part 2): <https://youtu.be/Rc3Tw2YGakY>

Chapter 5 (Part 3): <https://youtu.be/a0Uq1zstbXA>

Chapter 6 (Part 1): <https://youtu.be/Tu8Ztn9vQWk>

Chapter 6 (Part 2): <https://youtu.be/qivKb8Oc6Aw>

Chapter 6 (Part 3): <https://youtu.be/yCWqzsfTo4>

Focus area covered portion Chapter 7 : <https://youtu.be/M6DZjKdkcg4>

Focus area covered portion Chapter 8 : https://youtu.be/p_ND6dAsi8Y

For more biology resources, visit: **odakkal blog**

3. CHEMICAL MESSAGES FOR HOMEOSTASIS

1. The chemical substances, secreted by the endocrine glands ?

→ **Hormones.**

The hormones secreted by these 'ductless glands' are discharged directly in to blood, and each hormone act at its own target cells, having specific receptors for accepting the same hormone.

2. The table showing various endocrine glands and their hormones.

***Hypothalamus** -Releasing hormones.-Inhibitory hormones, Oxytosin, Vasopressin(ADH).

Pituitary - Tropic hormones (TSH, ACTH, GTH), Somatotropin (STH/Growth hormone), Prolactin.

Pineal - Melatonin.

Thyroid - Thyroxine. Calcitonin.

Parathyroid - Parathormone.

Thymus - Thymosine.

Adrenal - Cortisol, Aldosteron, Sex hormones, Epinephrine (Adrenalin), Norepinephrine (Noradrenalin).

Pancreas - Insulin, Glucagon.

Gonads - Estrogen, Progesterone (by ovaries), Testosterone (by testes)

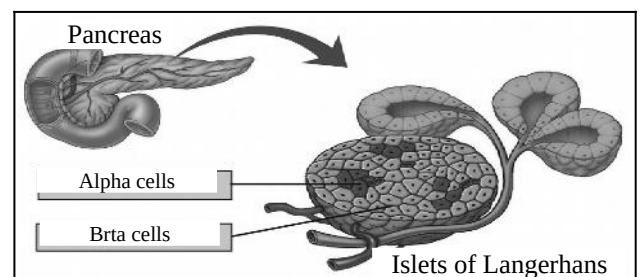
For **SSLC 2021**

3. What is the normal level of glucose in blood ?

Name the hormones which maintain this rate ?

70 – 110 mg /100 ml blood.

Insulin, Glucagon.



4. How is the normal blood glucose level maintained?

This rate is maintained by the antagonistic activities of insulin and glucagon, released from Islets of Langerhans of the pancreas.

When glucose increases in blood, beta cells in the Islets of Langerhans secretes **insulin**. It accelerates the process of glucose intake by the cells and conversion of the excess glucose in to glycogen.

When glucose decreases in blood, alpha cells in the Islets of Langerhans secretes **glucagon**, which converts glycogen and amino acids in to glucose.

5. Islets of Langerhans : Alpha cells : Glucagon ;

Islets of Langerhans : Beta cells :

→ Insulin.

6. The reason for -----, (the blood glucose level more than 126mg/100ml) is the deficiency or inactivity of the hormone insulin.

Diabetes mellitus /പ്രമേഹം. (Symptom: Increased appetite and thirst and frequent urination)

7. A test to detect the presence of glucose in urine ?

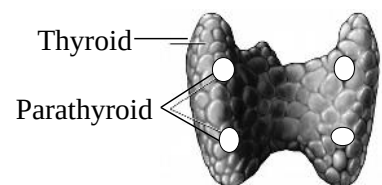
Benedict Test.

8. Patients having diabetes mellitus usually takes insulin injection. Why ?

Insulin maintains the normal rate of glucose in our blood.

9. Name the endocrine glands that maintain the normal level of calcium ?

Thyroid and parathyroid.



10. The hormones which maintain the normal rate of calcium in our blood ?

Calcitonin of thyroid gland, Parathormone of parathyroid gland.

11. What is the normal level of calcium in blood ? How is it maintained ?

9-11 mg /100 ml blood.

When the level of calcium in blood increases, thyroid gland secretes **calcitonin**, which lowers the level of calcium in blood, by depositing excess calcium in bones or by preventing the mixing of calcium with blood (from the bones).

When the level of calcium decreases , parathyroid gland secretes **parathormone**, which increases the level of calcium by helping in its re-absorption from kidneys or by preventing the deposition of calcium in bones.

12. Name the growth disorders related to the growth hormone (somatotropin / STH) of the pituitary.
Dwarfism - The condition characterised by stunted physical growth due to decreased production.
Gigantism – Excessive growth of the body due to increased production of Somato Tropic Hormone.
Acromegaly – Excessive growth of the bones on face, jaws and fingers due to the prolonged production of STH even after the growth phase.

13. Mention the symptoms of acromegaly.
 Excessive physical growth with excessive growth of the bones on face, jaws and fingers.

14. Hormonal disorders:



Dwarfism	Stunted growth of bones due to under secretion of somatotropin in children.
Gigantism	Growing tall and heavy due to over secretion of somatotropin in children.
Acromegaly	Excessive growth of the bones on face, jaws and fingers due to the prolonged production of somatotropin even after the growth phase.
Diabetes mellitus	The condition of excessive loss of glucose through urine due to deficiency or inactivity of insulin.

15. Define pheromones. How is it useful to animals ?

Pheromones are chemical substances that are secreted by certain animals to the surroundings to facilitate communication.

It help in attracting mates, informing about food, determining the path of travel, signalling dangers, help honey bees and termites to live in colonies etc.

16. Give examples of pheromones

The **musk** in the musk deer,

The **civeton** in civet cat ,

Bombycol in female silkworm .

17. Ants can follow one after another during their trail. How is this possible ?

Because of the chemicals, *pheromones*, that released to their surroundings.

18. How are pheromones helpful in agricultural fields ?

Pheromone traps are used for pest control in agricultural fields.

19. How the life activities are controlled and coordinated in plants ?

Certain plant hormones (plant growth regulators) control and coordinate life activities in plants.

20. Table showing the natural plant hormones and their activities.

Plant hormones	Activities
Auxin	Cell growth, cell elongation, promoting terminal buds growth, fruit formation.
Cytokinin	Cell growth, cell division, cell differentiation.
Gibberellin	Stimulates break down of stored food to facilitate germination, sprouting of leaves
Ethylene	Ripening of leaves and fruits, excess amount causes dropping of leaves and fruits.
Abscisic acid	Dormancy of embryo, dropping of ripened leaves and fruits.

21. Name the plant hormone in gaseous form. Ans: Ethylene.

22. The uses of artificial or synthetic plant hormones in agricultural sector.

Used for flowering, ripening and harvesting fruits at the same time, to increase fruit size, for the sprouting of roots etc.

Class 10 Biology focus area covered portion video class links:

Chapter 1 : <https://youtu.be/Crzs2t3r7Hs>

Chapter 2 : <https://youtu.be/AHheE-usSwA>

Chapter 3 : <https://youtu.be/8CiEnU-EA8E>

Chapter 4 : <https://youtu.be/ATMx2PyPVKQ>

Chapter 7 : <https://youtu.be/M6DZjKdkcg4>

Chapter 8 : https://youtu.be/p_ND6dAsi8Y

For more biology resources, visit: **odakkal blog**

4. KEEPING DISEASES AWAY

1.

Causing micro organisms (pathogens/germs)	Examples of Diseases
* Bacteria	- Tuberculosis, Ratfever, Diphtheria.
* Viruses	- AIDS, Nipah, Covid 19, Hepatitis.
* Fungi	- Athletes foot, Ringworm.
* Protozoa	- Malaria.

For **SSLC 2021**

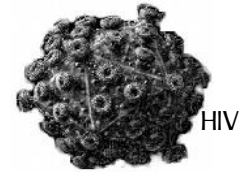
2. Define AIDS ?

AIDS (Acquired Immuno Deficiency Syndrome) is a condition of a gradual decrease of immunity by the destruction of lymphocytes by HIV (Human Immunodeficiency Virus).

Any pathogen can act in such condition, is a dreadful situation.

3. What are the ways by which HIV spreads ?

- Through body fluids.
- By sharing needle and syringe used by HIV affected persons.
- Through unprotected sexual contact.
- From HIV infected mother to her foetus.



4. What are the precautions that can be taken against the infection of HIV ?

- Conduct HIV test before receiving blood from a donor.
- Do not share needle and syringe already used by others.
- Have safety in sexual relationship.

5. An air borne bacterial disease that affects mainly the lungs ? Name the pathogen.

Tuberculosis. Pathogen is Mycobacterium tuberculosis. (spread through air).



6. Common symptoms of tuberculosis ?

Loss of body weight, fatigue and persistent cough.

7. The vaccine, -----, is used against tuberculosis. Ans: BCG vaccine.

8. Medicine for tuberculosis ? Ans: Antibiotics.

9. The organisms that cause malaria ? How is it spread ?

The protozoan, 'plasmodium'. Spread through anopheles mosquitoes.

10. Symptoms of malaria ?

High fever with shivering and profuse sweating are major symptoms.

Also headache, vomiting, diarrhoea, anaemia ..

11. Bacteria : Prokaryotes,

Protozoa : ----- ? (Eukaryotes).

12. Examples for genetic disease ?

Haemophilia and sickle cell anaemia.

13. What is haemophilia ? Mention its symptoms.

Excessive bleeding even from small wounds as blood does not clot, due to defective synthesis of one of the proteins that enables blood coagulation.

Symptom: Excessive bleeding even from small wounds as blood does not clot.

Temporary relief is possible by injecting the deficient protein to patient.

Patients need special care and attention.

14. World haemophilia day ? Ans: April 17.

15. Define cancer. Reason and mode of treatment ?

The condition by which uncontrolled division of cells and their spread to other tissues occur.

Reasons :- Environmental factors, smoking, radiations, viruses, hereditary factors and alterations in genetic material may lead to the transformation of normal cells into cancer cells.

Treatment :- Surgery, Chemotherapy, radiation therapy.

Early diagnosis of cancer is important in the treatment.

Class 10 Biology focus area covered portion video class links:

Chapter 1 : <https://youtu.be/Crzs2t3r7Hs>

Chapter 2 : <https://youtu.be/AHheE-usSwA>

Chapter 3 : <https://youtu.be/8CiEnU-EA8E>

Chapter 4 : <https://youtu.be/ATMx2PyPVKQ>

Chapter 7 : <https://youtu.be/M6DZjKdkcg4>

Chapter 8 : https://youtu.be/p_ND6dAsi8Y

For more biology resources, visit: **odakkal blog**

5. SOLDIERS OF DEFENSE

1. Defense mechanisms in our body ?

- Body coverings (Skin and mucous membrane)
- Body secretions (Mucus, saliva, tears, urine, sweat, sebum, ear wax, HCl ...)
- Body fluids (Blood and lymph)

2. 'Our skin is referred as a fort of defense'. How?

The outer epidermis of the skin have a protein called **keratin**, prevents germs from entering it.

Sebum, produced by the sebaceous glands makes skin oily and water proof.

Sweat, produced by the sweat glands have disinfectants to destroy germs.

Skin also contain useful bacteria, which indirectly prevent germs.

3. Various secretions to defend pathogens in different body parts.

For **SSLC 2021**

Body part	Body secretion	Body part	Body secretion
Eye	- Tears with lysozyme.	Ear	-Ear wax
Nose, Trachea	- Mucus.	Mouth	-Saliva with lysozyme.
Stomach	- HCl in the gastric juice.	Intestines	- Mucus.

4. The main warriors of the body ?

White blood cells (Monocytes, Basophils, Neutrophils, Eosinophils and Lymphocytes)

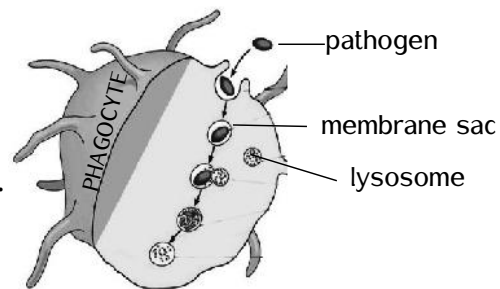
The real warriors are the lymphocytes. [B-lymphocytes produce antibodies against pathogens]

5. Define the defense mechanism, phagocytosis ?

Phagocytosis is the process of engulfing and destroying germs by certain white blood cells, (called the phagocytes).

Process:-

- Phagocyte reach near the pathogen.
- Engulfs the pathogen in the membrane sac.
- Membrane sac combines with lysosome.
- The enzyme in the lysosome destroys the pathogen.
- Phagocyte expels the remnants.



6. Give examples for phagocytes.

Monocytes and neutrophils.

7. Bacterial diseases are common in man. Give reason.

Our body temperature, 37° C (98.6° F), is favourable for the rapid multiplication of bacteria.

8. 'Fever is not a disease, it is mere a defense mechanism.' - Analyse the statement.

True. Our body raises temperature (fever) when chemical substances are produced by the white blood cells, which are stimulated by the toxin of pathogens. This prevents bacterial multiplication.

9. How fever act as a defence mechanism ?

Fever prevents the rapid multiplication of bacteria and also increases the effect of phagocytosis.

10. Define vaccines ?

Vaccines are substances, given in advance to prevent certain diseases.

Dead, inactive, alive but neutralized germs or toxins are used as vaccines.

11. Who started immunization ?

Doctor Edward Jenner. [Smallpox vaccine , the first vaccine, was invented by him]

[The immunization programmes got the name vaccination from the Latin word 'vacca' meaning cow, in memory of the cowpox experiments of Jenner.]



12. How do vaccines induce immunity ?

By the presence of the antigens (vaccines), lymphocytes become activated and produce antibodies. These antibodies remain in the body for long time to provide immunity against such antigens.

Vaccine	Against which Disease
BCG	Tuberculosis
OPV	Polio
Pentavalent	Diphtheria, Pertussis, Tetanus Hepatitis-b, Hib
MMR	Mumps, Measles, Rubella
TT	Tetanus

BCG= Bacillus Calmette-Guerin

OPV= Oral polio vaccine

Hib= Haemophilus influenza -type b

TT= Tetanus toxoid

13. Define: * Antigen * Antibody * Antibiotics

Any foreign body that stimulates the defense system is called as an antigen.

Antibodies are chemical substances, produced by the B lymphocytes against antigens.

Antibiotics are medicines that are extracted from microorganisms like bacteria, fungi, etc. and used to destroy bacteria.

14. Different kinds of medicines against microorganisms ?

Antibiotics against bacteria.

Antifungal medicines against fungi.

Antiviral medicines against viruses.

15. The first antibiotics (penicillin) was synthesized by ----- ?

Alexander Fleming (in 1928 from a fungus, *penicillium notatum*.)



16. Though antibiotics are useful medicine, its use should be with great care. Why ?

(Side-effects of antibiotics ?)

- Regular use develops immunity in pathogens against antibiotics.
- Destroy useful bacteria in the body.
- Reduces the quantity of certain vitamins in the body.

17. What is **blood transfusion** ? Give example for instances that need blood transfusion.

Blood transfusion is the transfer of blood from one person to other. It can be done in the situations like heavy loss of blood in accidents, surgical operations and in the treatment of blood cancer.

18. What all things should be taken care of while transfusing blood?

Healthy people in the age 18-60 can donate blood, once in 3 months.

Pregnant and breast feeding women as well as person with communicable disease should not donate blood.

Prior to blood transfusion, blood group testing is necessary.

19. Name the major blood groups.

A, B, AB, O

[Carl Landsteiner proposed blood grouping on the basis of A, B antigens seen on the surface of RBC]

20. On what basis, blood groups are called as positive or negative ?

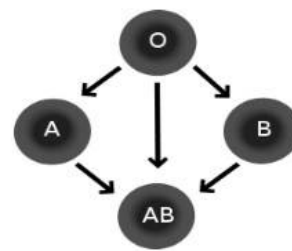
Those blood with Rh factor (antigen D) on the surface of RBC are termed as positive group blood and those with out Rh are termed as negative group blood.

21. Why is that not possible to receive blood from all persons ?

If blood is not compatible, the antigen in the received blood will react with the antibody in the recipient's blood of so as to clot RBC (agglutination).

22. Table showing different blood groups, antigen, possible antibody and group that can receive the blood.

Blood Gr	Antigen present	Antibody	Whom can receive each
A	A	Anti-b	A, AB
B	B	Anti-a	B, AB
AB	A, B	--	AB
O	--	Anti-a, Anti-b	A, B, AB, O



23. Prepare apt slogans to encourage blood donation.

Blood donation is life donation.

You can save a valuable life, through donating your blood.

Donating blood is not harmful to our health, instead, it is a noble deed.

Class 10 Biology focus area covered portion video class links :

Chapter 1 : <https://youtu.be/Crzs2t3r7Hs>

Chapter 2 : <https://youtu.be/AHheE-usSwA>

Chapter 3 : <https://youtu.be/8CiEnU-EA8E>

Chapter 4 : <https://youtu.be/ATMx2PyPVKQ>

Chapter 5 : <https://youtu.be/gkcdpUx6HWg>

Chapter 6 : <https://youtu.be/lah9Cq1Nxxg8>

Chapter 7 : <https://youtu.be/M6DZjKdkcg4>

Chapter 8 : https://youtu.be/p_ND6dAsi8Y

For more biology resources, visit: **odakkal blog**

6. UNRAVELLING GENETIC MYSTERIES

1. What is genetics (Hereditary science) ?

Genetics is the branch of science that deals with heredity and variations.

- **Heredity** is the transmission of characters from parents to their offsprings.
- **Variations** are the features seen in offsprings that are different from their parents.



2. Who is known as 'the Father of Genetics' ? Why is he known as so ?

Gregor Johann Mendel.

The inferences from his hybridization experiments in pea plants led the foundation of genetics.

3. The hereditary factors, first described by Gregor Mendel, are now known as ----- ?

Genes.

For **SSLC 2021**

4. What are 'genes' ?

Genes are parts of DNA that control metabolic activities and responsible for specific characteristic feature.

5. Define the term '**allele**' ?

Alleles are the different forms of a gene that controls a trait.

6. How many chromosomes are seen in each cell of human being ?

46 chromosomes (23 pairs)

Out of which, 44 (22 pairs) are somatic chromosomes and 2 (one pair) are sex chromosomes.

[**44+XX is female** and **44+XY is male**]



7. The two types of sex chromosomes ?

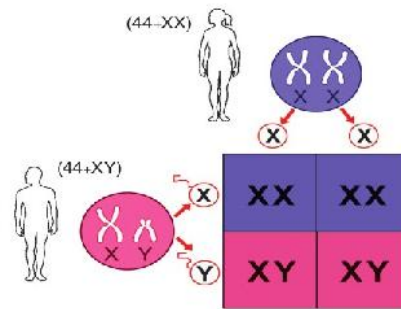
X and Y chromosomes.

[XY in males and XX in females]

8. Y chromosome of male gamete : Male child ;


X chromosome of male gamete : ----- ?

Ans: Female child



9. Who proposed the double helical model of DNA ?

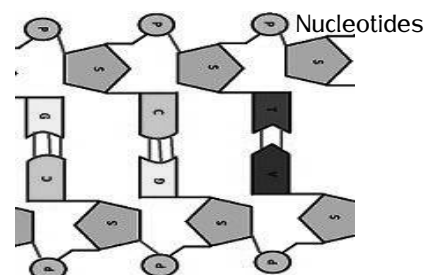
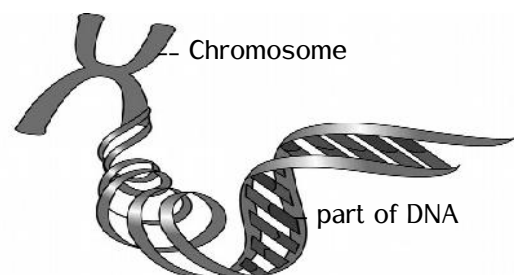
James Watson and Francis Crick (in1953)



10. Explain the Watson-Crick model of DNA.

Chromosome contains DNA and it is made up of several nucleotides. DNA is a double helical structured molecule. The two long strands of DNA contain deoxyribose sugar and phosphate groups, and its steps are made of pairs of nitrogen bases. The nitrogen base, adenine pairs with thymine and the nitrogen base, cytosine pairs with guanine.

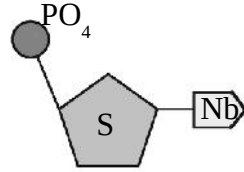
In other words, DNA molecule is made up of four kinds of nucleotides, namely adenine nucleotide, thymine nucleotide, cytosine nucleotide and guanine nucleotide.



11. Define a **nucleotide**.

Nucleotides are the basic units of nucleic acids, (DNA, RNA).

A nucleotide is made up of a sugar molecule, a phosphate group and a nitrogen base.



12. Molecules seen in the nucleic acids that contain nitrogen and are alkaline in nature ?
Nitrogen bases.

13. Adenine : Thymine;

Guanine : ----- ? Ans: Cytosine.

14. Comparison between the two nucleic acids, DNA and RNA.

	DNA	RNA
Number of strand	2	1
Type of sugar	deoxyribose	ribose
Nitrogen bases	Adenine, thymine , cytosine, guanine	Adenine, uracil , cytosine, guanine

15. How do genes act ?

Genes, which are the specific parts of DNA, act through synthesizing proteins.

Different types of RNA involve in this process. Proteins are formed in the ribosomes.

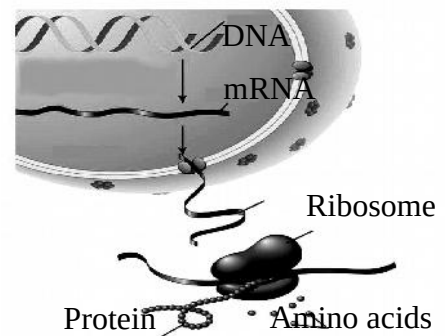
16. Name different types of RNA.

mRNA (messenger RNA), **tRNA** (transfer RNA), **rRNA** (ribosomal RNA).

17. DNA unwinds and ----- is synthesized which carries the information from DNA to the ribosomes.
mRNA.

18. The stages of protein synthesis of DNA (The action of genes) ?

- mRNA, which carries information, forms from DNA.
- mRNA reaches outside the nucleus.
- mRNA reaches ribosome.
- Based on the information, amino acids are transferred to ribosomes by the tRNA.
- Ribosomes bind amino acids to form protein molecule.



19. The cell organelles where protein synthesis occur ?
Ribosomes.

20. What are the reasons for variations in organisms ?
Fertilization, Crossing over and mutation.

Class 10 Biology focus area covered portion video class links :

Chapter 1 : <https://youtu.be/Crzs2t3r7Hs>

Chapter 3 : <https://youtu.be/8CiEnU-EA8E>

Chapter 5 : <https://youtu.be/gkcdpUx6HWg>

Chapter 7 : <https://youtu.be/M6DZjKdkcg4>

Chapter 2 : <https://youtu.be/AHheE-usSwA>

Chapter 4 : <https://youtu.be/ATMx2PyPVKQ>

Chapter 6 : <https://youtu.be/lah9Cq1Nxxg8>

Chapter 8 : https://youtu.be/p_ND6dAsi8Y

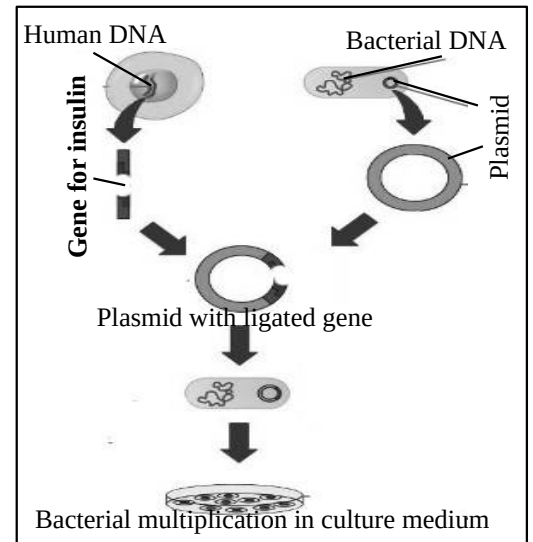
For more biology resources, visit: **odakkal blog**

7. GENETICS OF THE FUTURE

- What is genetic engineering ?
 Genetic engineering is a technology that controls traits of organisms by bringing about desirable changes in their genetic constitution. Video class link of this chapter : <https://youtu.be/M6DZjKdkcg4>
- Mention how gene technology becomes beneficial ?
 - Genetically modified organisms producing medicines, food items and other products.
 - High productive and disease resistant varieties
 - Remedy of genetic diseases through Gene therapy
 - DNA finger printing/profiling (DNA test) to identify real person.
- How is it possible to bring about desirable changes in an organism ?
 Genetic modification in organism is done by cutting or joining specific genes, using certain enzymes. This process is known as genetic engineering.

For **SSLC 2021**

- Describe the stages in the production of human insulin bacteria through the process of genetic engineering.



- From human DNA, cut the gene responsible for the production of insulin.
- Plasmid (circular DNA) is isolated from a bacterium.
- Human insulin gene is ligated with the isolated plasmid
- Insert this ligated plasmid in to another bacterial cell.
- This bacterium is allowed to multiply in a culture medium to produce inactive insulin.
- Active insulin is produced from this.

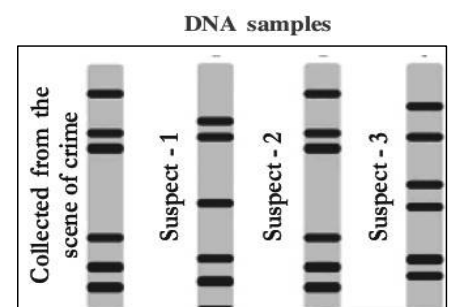
- Define '**vectors**' in genetic engineering.
 Vectors are other DNA (usually bacterial DNA / plasmid), by which genes can be transferred from one cell to another.
- What do you mean by genetic scissors and genetic glue that are used in the process of genetic engineering ?
 The enzymes like Restriction endonuclease, used to cut DNA at specific sites, are generally called as '**genetic scissors**'. The enzymes like Ligase, used for joining DNA at specific sites, are generally called as '**genetic glue**'.
- Genetic scissor : Restriction endonuclease,
 Genetic glue : ----- ? Ans: Ligase

- What is DNA profiling ?
 The technology of testing the arrangement of nucleotides in the DNA of persons is called **DNA profiling** or **DNA finger printing** (DNA testing).
- The developer of DNA finger printing ?
 Alec Jeffreys



Alec Jeffrey

- What is the basic principle behind this technology ?
 The arrangement of nucleotides in the DNA of each person differs. In DNA profiling, we test the arrangement of nucleotides in the particular person with that of others.

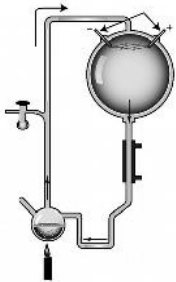


- Mention the scope of DNA testing.
 - To find out hereditary characteristics,
 - To identify real parents in the case of parental dispute
 - To identify persons found after a long periods of missing due to war or natural calamities.
 - To prove murder, robbery etc.
- DNA profiling : For identifying person or other organisms,
 ----- : For the treatment of genetic diseases (gene therapy)
 Gene mapping.

8. THE PATHS TRAVERSED BY LIFE

1. The hypotheses or theories that are related to the origin of life in earth ?
Theory of Chemical evolution and the Panspermia theory.
2. What were the ideas proposed by A.I. Oparin and J.B.S. Haldane on the origin of life on the earth ?
[Describe the theory of chemical evolution on the origin of life]
Theory of chemical evolution states that, life originated as a result of the changes that occurred in the chemical substances in seawater, under specific conditions in primitive earth, where free oxygen was absent.
3. The process of formation of primitive cell in primitive ocean. (Major events in the evolving of organic molecules) :
- Earth forms
- formation of primitive gases (eg:-methane, ammonia, H₂, nitrogen, CO₂, H₂S, water vapour.)
- condensation of water vapour to form rain
- formation of primitive ocean
- formation of simple organic molecules (eg:- monosaccharides, amino acids, fatty acids, nitrogen bases)
- formation of complex organic molecules (eg:- polysaccharides, proteins, nucleotides, lipids)
- formation of **primitive cell** from nucleic acids and lipids.
4. What were the possible sources of energy for chemical evolution in the primitive earth ?
Thunder and lightning, Ultra violet radiations and volcanic eruptions.
5. According to Oparin and Haldane hypotheses, life evolved in----- as a result of chemical reactions of inorganic molecules, for millions of years, after the origin of earth.
Oceans
6. The scientists who gave support to the theory of chemical evolution ?
Stanley Miller and Harold Urey.

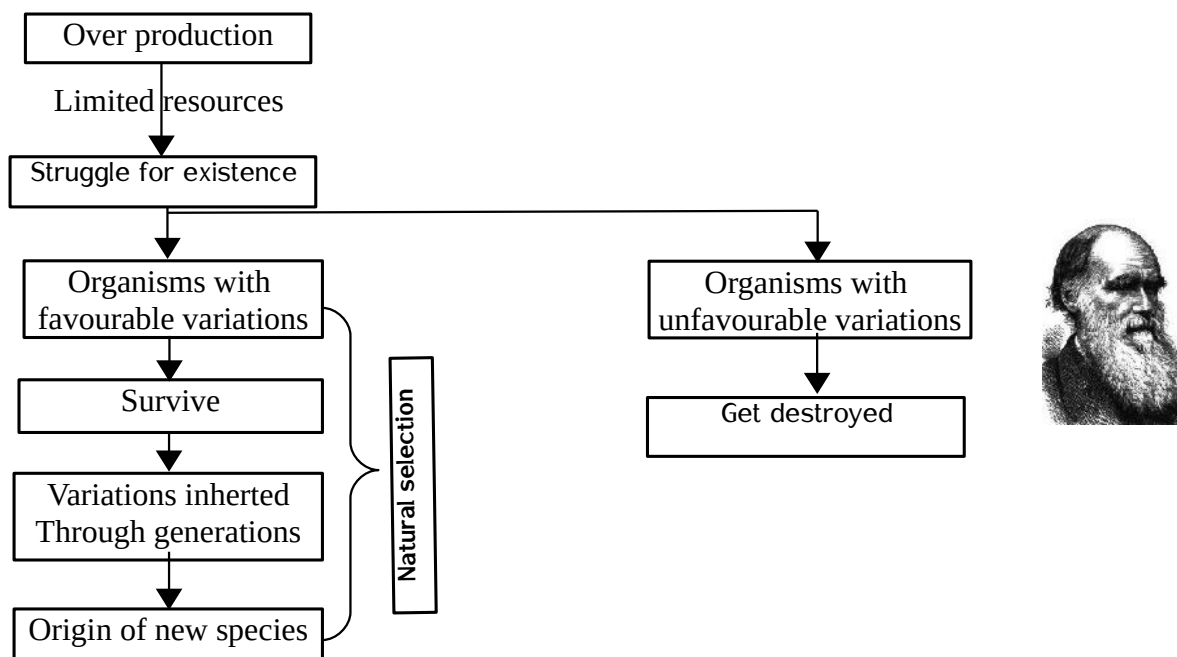
For **SSLC 2021**



They re-created an experimental set up, in which the glass flask as the primitive atmosphere that contained methane, ammonia and water vapour. Instead of lightning or other energy sources, they passed high voltage electricity through the gaseous mixture. They condensed this gaseous mixture to water, that was considered as the *primitive ocean*. Organic molecules like amino acids were found in this.

7. Oparin : Haldane, Stanley Miller : ----- ? Ans: Harold Urey.
8. The organic substances synthesized through Urey-Miller experiment ?
Amino acids.
9. The important theories related to organic evolution. Name the proponent of each theory.
 - * Theory of inheritance of acquired characters by J.B. Lamarck .
 - * Theory of natural selection by Charles Robert Darwin.
 - * Neodarwinism (eg:-Theory of mutation by Hugo deVries)
10. What were the things that influenced Charles Darwin to thought about the importance of nature in the survival or elimination of organisms ?
His studies in Galapagos Islands and the population theory of Robert Malthus.
11. The ship by which Charles Darwin reached Galapagos Islands ?
HMS Beagle.
12. Book published by Charles Darwin with his theory, Natural Selection ?
Origin Of Species by means of Natural Selection.
13. Describe the theory of **Natural Selection** (by Charles Darwin)
When over production of organisms occur, they compete for food, space, mate, and other limited resources (*Struggle for Existence*). In this struggle, only organisms with favourable variations survive in that nature. Over a long period, the favourable variations accumulate, resulting the formation of new species. (Natural selection).





14. Acquired variations : Lamarck,

Favourable variations : ----- ? Ans: Charles Darwin.

15. According to Darwin, what might be the reasons for the peculiarities of the beaks of finches ?

The finches of Darwin's had beaks adapted to their feeding habits. When scarcity of food occurred in each island, only beaks with favourable variations (or adaptations) to that nature might have survived there.

16. The theory of Robert Malthus was also influenced Charles Darwin to thought about the importance of nature in the survival or elimination of organisms. What was Malthus's theory ?

In his theory of population, Robert Malthus pointed out that rate of food production is not proportionate to the growth rate of human population, and when scarcity of food occur, it will lead to diseases, starvation and struggle for existence.



17. What, according to Darwin, is the cause of the struggle for existence ?

Over Production and hence, limited resources.

18. What was the limitation in Darwin's theory ? Who gave sufficient explanations to this ?

Darwin could not explain the reasons for variations in organisms. However, Hugo deVries explained that one of the reasons for variations in organisms is **mutation** (sudden changes that occur in genes).

Class 10 Biology Video lessons links:

Chapter 1 (Part 1): <https://youtu.be/fTAHU3eQBRQ> Chapter 1 (Part 2): <https://youtu.be/TAoOOpCzgRA>

Chapter 1 (Part 3): <https://youtu.be/IQFZ6CBXBmE> Chapter 2 (Part 1): <https://youtu.be/Q14Texfdi9c>

Chapter 2 (Part 2): <https://youtu.be/X5RvWrwrg8U> Chapter 2 (Part 3): <https://youtu.be/377Wct4nVgA>

Chapter 3 (Part 1): <https://youtu.be/ZtbtMBeUFqs> Chapter 3 (Part 2): <https://youtu.be/Mt2aHAjAcPU>

Chapter 3 (Part 3): <https://youtu.be/35TgLaBqHyk> Chapter 4 (Part 1): <https://youtu.be/-qKvdUewTs8>

Chapter 4 (Part 2): <https://youtu.be/0nq8LEbV4fw> Chapter 4 (Part 3): <https://youtu.be/zM3UAvzf1Io>

Chapter 5 (Part 1): <https://youtu.be/bgvdOC8yB48> Chapter 5 (Part 2): <https://youtu.be/Rc3Tw2YGakY>

Chapter 5 (Part 3): <https://youtu.be/a0Uq1zstbXA> Chapter 6 (Part 1): <https://youtu.be/Tu8Ztn9vQWk>

Chapter 6 (Part 2): <https://youtu.be/qivKb8Oc6Aw> Chapter 6 (Part 3): <https://youtu.be/yCWozqsFTo4>

Chapter 7 - Focus Area covered Notes : <https://youtu.be/M6DZjKdkcg4>

Chapter 8 - Focus Area covered Notes : https://youtu.be/p_ND6dAsi8Y

For more biology resources, visit: **odakkal blog**